



**A Global Leader in Innovative...**

Wire & Cable Management • Cable Protection Systems  
Power Connection & Control • Safety Technology

**Thomas & Betts**



**Ocal<sup>®</sup> Corrosion-Resistant  
Conduit Systems**

[www.tnb.com](http://www.tnb.com)



## Ocal® PVC-coated conduit and fittings and other T&B products — better by design to stand up to your most demanding corrosive environments.

When you're dealing with the world's most corrosive environments, just any old PVC-coated conduit won't do.

- Only OCAL-BLUE® conduit has hot-dipped galvanized threads to ensure that the molten zinc penetrates the steel
- Only OCAL-BLUE® conduit offers a full undisturbed zinc coating under its PVC coating, fulfilling the requirements of NEMA RN-1
- Only OCAL-BLUE® conduit has both its zinc coating and its PVC coating investigated and listed per UL® 6
- Only OCAL-BLUE® conduit is UL® Listed for UV resistance
- Only OCAL-BLUE® fittings are double-coated for extra corrosion protection with a layer of urethane not only on the interior, but also on the exterior under the PVC coating

Which line of PVC-coated conduit, fittings and accessories can you trust to provide a complete corrosion-protection package for your entire electrical raceway system, extending its life for years to come? Only OCAL-BLUE®.

### At T&B, we're committed to:

- Convenience of single-order, single-shipment to your site for thousands of stocking items
- Expert local point of contact for clear, consistent information regarding training, codes and standards
- Quality brands that have proven themselves over time
- Inventive design and manufacture of problem-solving products
- Offering a best-of-class warranty and returns policy
- Uniform carton labeling with additional bar-coding for convenient inventory management
- Nationwide network of stocking electrical distributors
- Outstanding customer service capability
- Supplying you with the right products, convenient packaging, on-time delivery and competitive pricing

We deliver the solutions that make your job easier and offer the power to bring it all together in one package. Call us today and let us help you profit from sourcing your electrical products from the leader, Thomas & Betts.



#### Water & Wastewater Treatment



#### Food & Beverage Processing



#### Mining



#### Petrochemical Processing



#### Transportation Infrastructure



## Customer Service

**1-800-816-7809**


### Immediate, Knowledgeable Assistance

Every Thomas & Betts Customer Service Representative is right where the action is — surrounded by all the support and information they need to answer your questions and fill your orders faster than ever. Your calls and faxes are automatically routed to Customer Service Specialists who personally serve your account and can answer questions about products, order status, price and availability, and other service-related inquiries.

**Phone:** 1-800-816-7809

**Fax:** 1-800-816-7810

**Email:** [generalcustomerserviceteam@tnb.com](mailto:generalcustomerserviceteam@tnb.com)



## T&B Access<sup>®</sup>

[tnbaccess.tnb.com](http://tnbaccess.tnb.com)

T&B Access<sup>®</sup> is a global sales tool for our distributor partners, offering:

- Quote Requests
- Stock Checks
- Pricing Inquiries
- Cross Reference
- Order Entry
- Order Resolution
- Shipping Status
- Document Look-Up
- Automatic Order Receiving
- Item History Search
- Multiple-Location User Search
- Context-Sensitive Help
- Shipping Confirmations
- Tracking Data
- Expediting
- Returns Processing
- Quality Issues
- Customer Report Cards
- Web Catalog Look-Up

All of these tools and more are available online 24 hours a day – 7 days a week, without having to make a single phone call. Multi-lingual options are available in English, French and Spanish. T&B Access<sup>®</sup> now serves over 10,000 satisfied customer users at over 3,500 locations every month.



## Contents

|  |       |
|--|-------|
| T&B Services .....                           | 2-3   |
| Overview .....                               | 4-9   |
| PVC-Coated Conduit and Accessories .....     | 10-17 |
| PVC-Coated Conduit Bodies and Fittings ..... | 18-35 |
| PVC-Coated Boxes and Covers .....            | 36-37 |
| PVC-Coated Hazardous Location Fittings.....  | 38-45 |
| PVC-Coated Strut and Accessories.....        | 46-51 |
| Ocal <sup>®</sup> Installation Products..... | 52-60 |
| Technical Information .....                  | 61-72 |
| Catalog Number Index .....                   | 73-80 |

**Thomas & Betts**

[www.tnb.com](http://www.tnb.com)

## T&B Services

### Technical Services

**1-888-862-3289**

#### Over 170 Years of Industry Experience

Meeting and exceeding our customers' expectations is a fundamental goal of Thomas & Betts. Call our Technical Services Department and talk LIVE to an expert who'll answer questions and concerns regarding all aspects of our products and services. Our experienced and knowledgeable staff is second to none in the industry!



### Tool Services

**1-800-284-TOOL**

#### Quality You Can Trust

Trust T&B's dedicated Tool Services Department to answer all questions regarding tool applications, repair, warranties, sales/lease/rental and technical information. Ask about our specialized services, including customer/sales training, demos and calibration/certification of tools.



### Web Catalog

[www.tnb.com/webcatalog](http://www.tnb.com/webcatalog)

#### Thousands of Products at Your Fingertips

U.S. contractors and specifiers have made our web catalog their number one stop. Users can search for technical information by catalog number, UPC code, competitor number, keyword search, product category and/or brand. Having found the item(s) they are searching for, they can then use our **Where To Buy** function to locate a T&B local distributor and/or other support services.





## T&B Services

### Web CAD Library

[www.tnb.com/CADLibrary](http://www.tnb.com/CADLibrary)

Over 4,000 2D and 3D CAD Models Available FREE!

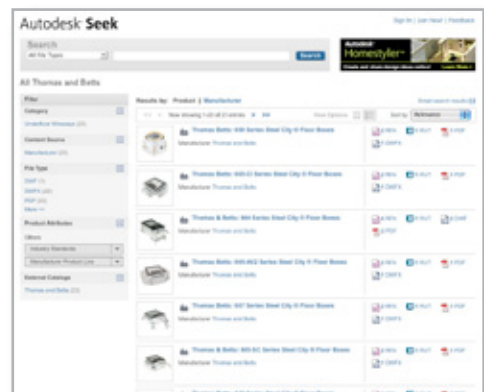
The T&B CAD Library is an on-line source of 2D and 3D CAD models, available FREE to customers who register. Users can download these files to their desktops for import into their working drawings. Drawings are offered in 90 of the most popular native file formats. This is a valuable tool for CAD designers, OEMs and engineering firms, as it will allow them to quickly locate and download T&B drawings into their projects. Over 4,000 drawings of T&B® Fittings, PMA® Cable Protection, Kindorf®, Red•Dot® and Superstrut® products and Steel City® and Carlon® Floor Boxes are currently available, and we're continually adding more products to the library.



### BIM Library

Now available to you through Autodesk® Seek ([seek.autodesk.com](http://seek.autodesk.com)), our BIM (Building Information Modeling) objects can easily be imported to your Revit® models. These BIM objects are fully standards compliant, Revit® Certified and completely configurable.

*Autodesk and Revit are registered trademarks of Autodesk, Inc.*



## Overview

### Better by Design

Ocal® Blue PVC-coated conduit and fittings represent a complete corrosion-protection package for your entire conduit system. This extensive product line includes the largest number of items in stock along with corrosion-resistant supports and patching compounds. With Ocal® PVC-coated conduit and fittings, you get corrosion protection that will extend the life of your electrical raceway system for years and years.

### Only Ocal Offers These Advantages

- Only Ocal® PVC-coated conduit is UL® Listed with both the zinc coating and the PVC coating investigated and listed per UL6.
- Only Ocal® PVC-coated conduit has hot-dipped galvanized threads. Hot-dip galvanizing is the process through which the steel shell is dipped in molten zinc, causing the zinc to penetrate the steel.
- Only Ocal® PVC-coated conduit offers a full undisturbed zinc coating under the PVC coating, fulfilling the requirement of NEMA RN-1 regarding undisturbed zinc coating over the conduit.
- Only Ocal® PVC-coated conduit meets the requirements of NEMA RN-1 without exception.
- Only Ocal® PVC-coated conduit is UL® Listed for UV resistance.
- Only Ocal® supplies “Double-Coat” coated fittings, enhancing corrosion protection by applying urethane to the interior and exterior of the fittings before PVC coating.
- Only Ocal® offers custom colors.
- Only Ocal® offers local installation training and certification.



### Standards Met

- ANSI C80.1
- Federal Specification WW-C-581
- NEMA RN-1
- UL6





## Overview

### What is corrosion?

Corrosive elements cause millions of dollars in damage through lost time, materials and labor.

### Examples of Corrosion



### Corrosion Protection of Electrical Conduit Systems

#### Corrosion Protection Options

| CHEMICAL CATEGORY                                  | CHEMICAL EXAMPLES   | PVC                  | URETHANE | 304 STAINLESS STEEL | 316 STAINLESS STEEL | POLY CARBONATE | CAST IRON | BRASS | ALUMINUM |
|--|---|----------------------|----------|---------------------|---------------------|----------------|-----------|-------|----------|
|  |   | COMPATIBILITY RATING |          |                     |                     |                |           |       |          |
| <b>Solvents</b> (excluding alcohols and aliphatic) | Acetone, toluene, ketones, etc.   | NR                   | NR       | L                   | L                   | NR             | L         | L     | L        |
| <b>Fuels</b>                                       | Jet fuel (alcohol based and aliphatic solvent based)                          | L                    | L        | L                   | L                   | L              | L         | L     | L        |
| <b>Plating Solutions</b>                           | Chrome, nickel, copper, brass, gold, zinc, etc.                               | L                    | F        | F                   | F                   | F              | NR        | NR    | NR       |
| <b>Salts and Alkaline Materials</b>                | Caustic soda, caustic potash, alkaline cleaners, etc.                         | L                    | F        | L                   | L                   | F              | NR        | NR    | NR       |
| <b>Mild Acids</b>                                  | Low-concentration hydrochloric, sulfuric, fruit acids, glycolic, citric, etc. | L                    | S        | L                   | L                   | S              | NR        | NR    | NR       |
| <b>Strong or High-Purity Acids</b>                 | Nitric, hydrofluoric, etc.  | S                    | S        | F                   | F                   | S              | NR        | NR    | NR       |
| <b>Oxidizing Agents</b>                            | Bleach, chlorine, hydrogen peroxide, etc.                                     | L                    | S        | L                   | L                   | S              | NR        | NR    | NR       |

#### Chemical Compatibility Legend

| SUITABILITY DESCRIPTION                         | COMPATIBILITY RATING |
|---|----------------------|
| Rated for all <b>Fumes, Splash &amp; Liquid</b> | L                    |
| Rated only for <b>Fumes &amp; Splash</b>        | S                    |
| Rated for <b>Fumes</b> only                     | F                    |
| <b>Not Recommended</b>                          | NR                   |

The chart **above** provides a general guide for the end user to choose the most suitable material for corrosion protection. Compatibility with chemical environment should be thoroughly evaluated for each installation.

As you can see, PVC-coated conduit and fittings are suitable for almost all applications. When it comes to PVC-coated conduit systems, there is no higher quality than Ocal®.

## Overview


# Ocal manufacturing process

### Introduction

Ocal® is the only PVC-coated conduit system in the industry to fully comply with all standards for proper use and protection in corrosive environments mandated by UL6, NEMA RN-1 and ANSI C80.1. It is manufactured right here in the United States by Thomas & Betts in our Jonesboro, AR manufacturing facility.

## The Process of Manufacturing PVC-Coated Conduit

- 1 The process begins with 20-foot sticks of raw steel shell.
- 2 The steel shell is cut, threaded and prepared for the hot-dip galvanizing process.
- 3 The threaded shell is immersed in a molten zinc bath. This hot-dip galvanizing process enables the zinc to penetrate the steel, providing the best possible protection. After the conduit is extracted from the zinc bath, super-heated steam is blown through the interior and over the outside of the conduit to remove any slag. The ends of the conduit are heated enough to blow excess zinc out of the thread cavities. Thomas & Betts is the only manufacturer of steel conduit that hot-dip galvanizes the threads as well as the conduit itself. Other methods such as "hot galvanizing" provide only a sprayed-on zinc coating.
- 4 Prior to the exterior PVC coating, 2 mils (nominal) of blue urethane is applied to the inside diameter as well as the threads of each conduit. After priming, the conduit is heated and then rolled through liquid plastisol, achieving complete coverage of 40 mils in thickness.
- 5 Standard colors include gray, white and blue. Custom colors also available.



## Ocal® offers

- Plant walk-throughs
- Installation training and certification
- Installation tools
- The expertise to ensure that you get the maximum benefit of the Ocal-BLUE® total protection system
- Manufacturing capabilities that ensure unmatched delivery time on custom orders, special colors or large quantities
- Protection of each shipment with special packaging for damage-free delivery

## Superior Service

Our reputation for dependability and customer service has made Ocal® the most trusted name in corrosion protection for the electrical industry.



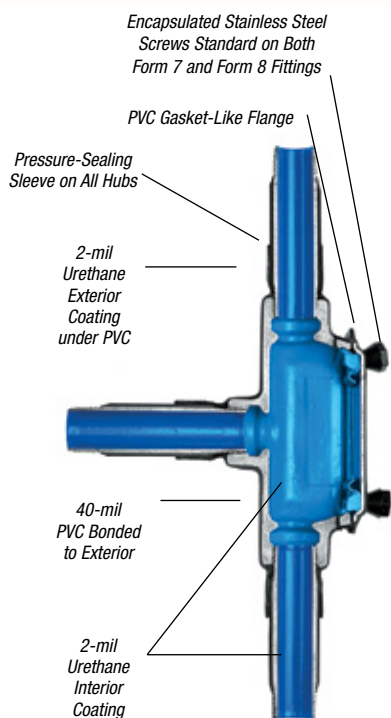


## Overview

### Complete corrosion protection

Ocal® has developed a process for coating the interior and exterior of all fittings with a nominal .002" (2 mils) of blue urethane, which is baked on. This proprietary application of urethane enhances the corrosion protection of your system, even if you accidentally nick or cut the PVC coating during installation.

Flexible, overlapping sleeves on all Ocal® fittings guarantee protection with a vapor- and moisture-tight seal at every connection.



Only Ocal supplies encapsulated screws on both Form 7 and Form 8 fittings.



### The Process of Manufacturing PVC-Coated Fittings

- 1 Fittings are cleaned and then sprayed inside and outside with 2 mils (nominal) of blue urethane. This gives the fittings corrosion protection on the exterior as well as the interior — all fittings are “double-coated.”
- 2 40 mils of PVC is applied to the exterior of the fitting.
- 3 Covers are coated with a molded flange and molded integral O-ring seal for 2½" – 4" Form 8 and all Form 7. Conduit bodies are molded with a flat surface to ensure a superior seal.
- 4 Standard colors include gray, white and blue. Custom colors also available.

Thomas & Betts works hard to provide the only standards-compliant PVC-coated conduit on the market today.

It is this dedication to superior quality that makes Ocal “Better by Design.”



2" C Form 8 conduit body and cover

### OCAL-BLUE® Double-Coat UL® Listed Type 4X Form 8 Conduit Bodies

#### UL® Listed Type 4X and NEMA 4X!

For the conduit system that has to stand up to a corrosive environment, the newly designed OCAL-BLUE® Type 4X Form 8 conduit body meets the challenge. The key is in the cover. Ocal® takes a cast cover and then injection molds a PVC coating around it with an integral O-ring seal.

There's no need for tools or gaskets. To meet the harsh requirements of the UL® Type 4X listing, you need only hand-tighten the stainless steel encapsulated screws to 15 in.-lbs. of torque — as compared to the 35 in.-lbs. of torque required to tighten cover screws on competitors' conduit bodies.

Ideal for providing corrosion-resistant performance in washdown and other tough applications, OCAL-BLUE® Type 4X Form 8 PVC-coated cast-iron conduit bodies are now available in sizes up to 2". Look for the blue to know it's a high-quality Thomas & Betts product.

## Overview


# Evaluating corrosion protection of PVC-coated conduit

When evaluating any electrical raceway conduit or fittings, **applicable standards** should be referenced. The three standards that address the design and performance of PVC-coated rigid steel conduit are **ANSI C80.1, UL6 and NEMA RN-1**. ANSI C80.1, UL® and NEMA have determined the appropriate ASTM standards and test methods that apply.



### Hot-Dip Galvanized Threads

Since electrical conduit systems breathe, the threads will be exposed to the corrosive environment for the duration of the installation. NEMA RN-1-2005 is the electrical industry's standard for PVC externally coated galvanized rigid steel conduit. Section 2.1 of this standard states, "Where unusually corrosive environments are encountered, it is recommended that threads be given additional protection suitable for the intended application." Hot-dip galvanizing is the process through which the steel shell is dipped in molten zinc, causing the zinc to penetrate the steel. Only Ocal® hot-dip galvanizes the threads of the conduit, in addition to the conduit itself. This gives the threads the protection necessary in corrosive environments.

A compelling demonstration of the protection hot-dip galvanizing provides is shown below, using a common corrosive agent, salt, on hot-dip galvanized threads versus threads that are spray galvanized. UL6, the standard for rigid metal conduit, references ASTM B117 for evaluating protective coatings. Below are the results of a salt-fog test using the standard test method ASTM B117.



Examples of Spray-Galvanized (Hot-Galvanized) Threads after 42-day salt-fog test



Examples of Hot-Dip Galvanized Threads after 42-day salt-fog test

## Galvanized conduit underneath the PVC coating — Preece Test



With so much riding on the integrity of their electrical conduit systems, facilities need the superior protection offered by the Thomas & Betts Ocal® PVC-coated conduit systems. The simple fact is that Ocal® is the only PVC-coated conduit system to comply fully with the design and performance standards for PVC-coated conduit set forth by UL6, NEMA RN-1 and ANSI C80.1.

ANSI C80.1, UL6 and NEMA RN-1 have determined the appropriate ASTM standards and test methods that apply, and the Preece test is one test that must be passed to be in full compliance.


### Why is the Preece test relevant to PVC-coated conduit?

In cases where the PVC protection is accidentally breached, resulting from cuts, scrapes, etc., it is critical to have a second line of defense — a zinc, or galvanized, coating. The zinc coating will significantly slow corrosion and allow more time for repairs. Conduit systems without adequate zinc protection underneath the PVC coating are most likely to suffer catastrophic corrosion damage. This is why NEMA RN-1 section 3.1.1 requires the proper and correct treatment of galvanized conduit before it is PVC coated. It states, **"The surface shall be cleaned in such a manner that the galvanized surface of the conduit is not harmed or eroded."**

The purpose of the Preece test is to evaluate the zinc coating on galvanized rigid conduit to ensure adequate protection from corrosion per UL6.2.2. The test will also determine if the surface of the conduit has been damaged as a result of preparation for PVC coating.

In evaluating the test results, the conduit receives a passing grade when the sample does not show a bright, adherent deposit of copper after four 60-second immersions in the copper sulfate solution. The conduit showing the bright, firmly adhering copper has failed to provide adequate zinc protection against corrosion.

The Preece test follows procedures set forth by UL6.2.2 and ASTM A239 and is the test recognized by UL6, NEMA RN-1 and ANSI C80.1 to adequately assess zinc protection for rigid steel conduit. Only the Ocal® line of PVC-coated conduit systems, manufactured by Thomas & Betts, complies with UL6, NEMA RN-1 and ANSI C80.1 without exception.





## Overview

### Adhesion test

The evaluation process for adhesion of PVC coating on conduit is governed by NEMA RN-1 section 3.8, Adhesion, which states, "The adhesion of the PVC coating to the conduit shall be greater than the strength of the coating itself." This adhesion test is straightforward and simple. There are no specialized conditions necessary to perform this test. Ocal® routinely performs quality-control testing — including the adhesion test — on conduit as it rolls off the line. Conduit that passes this test demonstrates that the adhesion will provide years of trouble-free service.

The following demonstration shows Ocal® PVC-coated conduit being subjected to the adhesion test.




**Step 1** consists of two cuts through the plastic to the substrate along the length of the conduit, approximately ½" apart and 3" to 4" in length. A third, perpendicular cut crosses the lengthwise parallel cuts.



**Step 2** calls for the edge of the PVC that was cut on the perpendicular to be carefully lifted to form a plastic tab.




In **Step 3**, the tab is pulled perpendicular to the conduit with a pair of pliers. The plastic tab will tear off rather than having any peeling effect or the coating separating from the substrate.



**Step 4** is the evaluation of the test, which in this case, results in a passing grade for Ocal. This result is more testimony to the fact that Ocal is "Better by Design."

## Results

With Ocal® PVC-coated conduit and fittings, you get corrosion protection that will extend the life of your electrical raceway systems for years and years.



## PVC-Coated Conduit and Accessories

The ultimate in corrosion protection!

### OCAL-BLUE® Conduit

- Hot-dip galvanized steel or aluminum conduit
- Nominal .002" (2 mil) blue urethane coating on interior
- Hot-dipped galvanized threads (steel)
- Minimum .040" (40 mil) PVC coating on exterior — in your choice of blue, white, gray or custom colors
- Color-coded thread protectors
- Couplings shipped with conduit are packaged separately



| CAT. NO.   |              | PIPE SIZE IN.           | OUTSIDE DIAMETER  | OUTSIDE DIAMETER | NOMINAL WALL THICKNESS | NOMINAL WALL THICKNESS | NOMINAL INSIDE DIAMETER | CROSS SECTION AREA IN SQUARE | LENGTH WITHOUT COUPLINGS | MINIMUM WEIGHT PER FOOT PER FOOT |
|------------|--------------|-------------------------|-------------------|------------------|------------------------|------------------------|-------------------------|------------------------------|--------------------------|----------------------------------|
| STEEL      | ALUMINUM     | METRIC SIZE DESIGNATOR* | STEEL ONLY IN. MM | WITH PVC IN. MM  | STEEL ONLY IN. MM      | WITH PVC IN. MM        | IN. MM                  | IN. MM                       | FT. M                    | STEEL ONLY LBS. KG               |
| COND1/2-   | COND1/2SA-   | 1/2                     | .84               | .92              | .10                    | .14                    | .63                     | .30                          | 9'11 1/4"                | .79                              |
|            |              | 16                      | 21.30             | 23.30            | 2.64                   | 3.56                   | 16.10                   | 7.72                         | 3.03                     | .36                              |
| COND3/4-   | COND3/4SA-   | 3/4                     | 1.05              | 1.13             | .11                    | .15                    | .84                     | .53                          | 9'11 1/4"                | 1.05                             |
|            |              | 21                      | 26.70             | 28.70            | 2.71                   | 3.73                   | 21.20                   | 13.53                        | 3.03                     | .48                              |
| COND1-     | COND1SA-     | 1                       | 1.32              | 1.40             | .13                    | .17                    | 1.06                    | .86                          | 9'11"                    | 1.53                             |
|            |              | 27                      | 33.40             | 35.40            | 3.20                   | 4.21                   | 27.00                   | 21.94                        | 3.02                     | .69                              |
| COND1-1/4- | COND1-1/4SA- | 1 1/4                   | 1.66              | 1.74             | .13                    | .17                    | 1.39                    | 1.50                         | 9'11"                    | 2.01                             |
|            |              | 35                      | 42.20             | 44.10            | 3.37                   | 4.39                   | 35.40                   | 37.97                        | 3.02                     | .91                              |
| COND1-1/2- | COND1-1/2SA- | 1 1/2                   | 1.90              | 1.98             | .14                    | .18                    | 1.62                    | 2.04                         | 9'11"                    | 2.40                             |
|            |              | 41                      | 48.30             | 50.20            | 3.50                   | 4.52                   | 41.20                   | 51.71                        | 3.02                     | 1.09                             |
| COND2-     | COND2SA-     | 2                       | 2.38              | 2.46             | .15                    | .19                    | 2.08                    | 3.36                         | 9'11"                    | 3.32                             |
|            |              | 53                      | 60.30             | 62.30            | 3.70                   | 4.72                   | 52.90                   | 85.21                        | 3.02                     | 1.51                             |
| COND2-1/2- | COND2-1/2SA- | 2 1/2                   | 2.88              | 2.96             | .19                    | .23                    | 2.49                    | 4.80                         | 9'10 1/2"                | 5.27                             |
|            |              | 63                      | 73.00             | 75.00            | 4.90                   | 5.91                   | 63.20                   | 121.61                       | 3.01                     | 2.39                             |
| COND3-     | COND3SA-     | 3                       | 3.50              | 3.58             | .21                    | .25                    | 3.09                    | 7.39                         | 9'10 1/2"                | 6.83                             |
|            |              | 78                      | 88.90             | 90.90            | 5.20                   | 6.22                   | 78.50                   | 187.80                       | 3.01                     | 3.10                             |
| COND3-1/2- | COND3-1/2SA- | 3 1/2                   | 4.00              | 4.08             | .22                    | .26                    | 3.57                    | 9.87                         | 9'10 1/4"                | 8.31                             |
|            |              | 91                      | 101.60            | 103.60           | 5.46                   | 6.47                   | 90.70                   | 250.60                       | 3.00                     | 3.77                             |
| COND4-     | COND4SA-     | 4                       | 4.50              | 4.58             | .23                    | .27                    | 4.05                    | 12.73                        | 9'10 1/4"                | 9.73                             |
|            |              | 103                     | 114.30            | 116.30           | 5.71                   | 6.73                   | 102.90                  | 323.34                       | 3.00                     | 4.41                             |
| COND5-     | COND5SA-     | 5                       | 5.56              | 5.64             | .25                    | .29                    | 5.07                    | 20.01                        | 9'10"                    | 13.14                            |
|            |              | 129                     | 141.30            | 143.30           | 6.22                   | 7.23                   | 128.90                  | 508.15                       | 3.00                     | 5.96                             |
| COND6-     | COND6SA-     | 6                       | 6.63              | 6.71             | .27                    | .31                    | 6.09                    | 28.89                        | 9'10"                    | 17.46                            |
|            |              | 155                     | 168.30            | 170.30           | 6.75                   | 7.87                   | 154.80                  | 733.83                       | 3.00                     | 7.92                             |

**Note** — Inches, feet and pounds are indicated in bold type. Metric measure is directly below bold type.

\* Metric size designator (ANSI C80.1-1994).

| CAT. NO.       | SIZE     | MATERIAL             | COLOR                                 |
|----------------|----------|----------------------|---------------------------------------|
| <b>COND3/4</b> | <b>-</b> | <b>Blank</b> = Steel | <b>_</b> = space for color identifier |
|                |          | <b>SA</b> = Aluminum | <b>G</b> = Gray                       |
|                |          |                      | <b>W</b> = White                      |
|                |          |                      | <b>B</b> = Blue                       |

**Catalog No. Example:**  
COND3/4-G is 3/4" steel conduit coated in gray PVC.

Custom colors also available.



## PVC-Coated Conduit and Accessories

Corrosion-protected connections for conduit sections.

### OCAL-BLUE® Couplings

- Nominal .002" (2 mil) blue urethane coating on interior and threads
- Minimum .040" (40 mil) PVC coating bonded to exterior — in your choice of blue, white, gray or custom colors
- Straight threads (NPS)
- Molded ribs on outer coating for easy installation (up to and including 4" trade size)
- Pressure-sealing sleeves protect your connection



| CAT. NO.  |             | COUPLING SIZE<br>IN. METRIC SIZE<br>DESIGNATOR* | MIN. LENGTH<br>OF METAL<br>IN. MM | TOTAL MIN.<br>LENGTH INCLUDING<br>SLEEVE IN. MM | WEIGHT<br>STEEL ONLY<br>LBS. KG |
|-----------|-------------|---|-----------------------------------|---|---------------------------------|
| STEEL     | ALUMINUM    |   |                                   |   |                                 |
| CPL1/2-   | CPL1/2SA-   | <b>½</b>  | <b>1.50</b>                       | <b>3.75</b>                                     | <b>.13</b>                      |
|           |             | 16  | 38.10                             | 95.25   | .06                             |
| CPL3/4-   | CPL3/4SA-   | <b>¾</b>  | <b>1.53</b>                       | <b>3.75</b>                                     | <b>.19</b>                      |
|           |             | 21  | 38.91                             | 95.25   | 0.85                            |
| CPL1-     | CPL1SA-     | <b>1</b>  | <b>1.91</b>                       | <b>4.94</b>                                     | <b>0.33</b>                     |
|           |             | 27  | 48.41                             | 139.70  | .15                             |
| CPL1-1/4- | CPL1-1/4SA- | <b>1¼</b>                                       | <b>1.91</b>                       | <b>5.50</b>                                     | <b>0.43</b>                     |
|           |             | 35  | 48.41                             | 139.70  | .19                             |
| CPL1-1/2- | CPL1-1/2SA- | <b>1½</b>                                       | <b>1.91</b>                       | <b>5.75</b>                                     | <b>0.56</b>                     |
|           |             | 41  | 48.41                             | 146.05  | .25                             |
| CPL2-     | CPL2SA-     | <b>2</b>  | <b>1.94</b>                       | <b>5.94</b>                                     | <b>0.77</b>                     |
|           |             | 53  | 49.19                             | 150.79  | .35                             |
| CPL2-1/2- | CPL2-1/2SA- | <b>2½</b>                                       | <b>2.88</b>                       | <b>6.88</b>                                     | <b>1.85</b>                     |
|           |             | 63  | 73.10                             | 174.70  | .83                             |
| CPL3-     | CPL3SA-     | <b>3</b>  | <b>3.03</b>                       | <b>7.03</b>                                     | <b>2.70</b>                     |
|           |             | 78  | 76.98                             | 178.58  | 1.22                            |
| CPL3-1/2- | CPL3-1/2SA- | <b>3½</b>                                       | <b>3.09</b>                       | <b>7.09</b>                                     | <b>3.78</b>                     |
|           |             | 91  | 78.58                             | 180.18  | 1.70                            |
| CPL4-     | CPL4SA-     | <b>4</b>  | <b>3.19</b>                       | <b>7.19</b>                                     | <b>3.08</b>                     |
|           |             | 103   | 80.97                             | 182.57  | 1.39                            |
| CPL5-     | CPL5SA-     | <b>5</b>  | <b>3.37</b>                       | <b>7.37</b>                                     | <b>5.00</b>                     |
|           |             | 129   | 85.69                             | 187.29  | 2.25                            |
| CPL6-     | CPL6SA-     | <b>6</b>  | <b>3.44</b>                       | <b>7.44</b>                                     | <b>8.00</b>                     |
|           |             | 155   | 87.29                             | 188.89  | 3.60                            |

**Note** – Inches and pounds are indicated in bold type. Metric measure is directly below bold type.

\* Metric size designator (ANSI C80.1-1994).

| CAT. NO.   | SIZE       | MATERIAL      | COLOR                          |
|--|------------|---------------|--------------------------------|
| <b>CPL1</b>  | <b>SA-</b> |               |                                |
|  |            | Blank = Steel | _ = space for color identifier |
|  |            | SA = Aluminum | G = Gray                       |
|  |            |               | W = White                      |
|  |            |               | B = Blue                       |
| <b>Catalog No. Example:</b>                            |            |               |                                |
| CPL1SA-B is a 1" aluminum coupling coated in blue PVC. |            |               |                                |
| Custom colors also available.                          |            |               |                                |



## PVC-Coated Conduit and Accessories

Join threaded conduit where you can't use a standard coupling.

### OCAL-BLUE® Double-Coat Split Couplings

Split couplings serve as speed unions for cost-effective joining of two separate lengths of threaded conduit. Like other Ocal® fittings, they're double coated in urethane and PVC to safeguard your entire conduit system against corrosion.

- Malleable iron construction
- Nominal .002" (2 mil) blue urethane on both interior and exterior
- Minimum .040" (40 mil) PVC bonded to exterior
- PVC coating in your choice of blue, white and gray standard colors with custom colors available on request
- Stainless steel hardware included



TCC Split Coupling

| CAT. NO.        | PIPE SIZE<br>IN.<br>METRIC SIZE DESIGNATOR* |
|-----------------|---|
| TCC1- <u>  </u> | ½<br>16                                     |
| TCC2- <u>  </u> | ¾<br>21                                     |
| TCC3- <u>  </u> | 1<br>27                                     |
| TCC4- <u>  </u> | 1¼<br>35                                    |
| TCC5- <u>  </u> | 1½<br>41                                    |
| TCC6- <u>  </u> | 2<br>53                                     |

| CAT. NO.         | PIPE SIZE<br>IN.<br>METRIC SIZE DESIGNATOR* |
|------------------|---|
| TCC7- <u>  </u>  | 2½<br>63                                    |
| TCC8- <u>  </u>  | 3<br>78                                     |
| TCC9- <u>  </u>  | 3½<br>91                                    |
| TCC10- <u>  </u> | 4<br>103                                    |
| TCC12- <u>  </u> | 5<br>129                                    |
| TCC14- <u>  </u> | 6<br>155                                    |

\* Metric size designator (ANSI C80.1-1994).

| CAT. NO.                               | COLOR     |
|--|-----------|
| <b>TCC1-</b> <u>  </u>                 | <u>  </u> |
| <u>  </u> = space for color identifier |           |
| <b>G</b> = Gray                        |           |
| <b>W</b> = White                       |           |
| <b>B</b> = Blue                        |           |
| Custom colors also available.          |           |

**Note:** The use of standard couplings is recommended whenever possible over the use of split couplings, because standard couplings provide better overall corrosion protection.

Speed up your field installations with pre-threaded conduit nipples!

### OCAL-BLUE® Nipples

- Made from Ocal® PVC-coated steel or aluminum conduit
- Blue urethane coating over threads
- Nominal .002" (2 mil) blue urethane on interior
- Minimum .040" (40 mil) PVC coating on exterior — choose blue, white, gray or custom colors
- Color-coded thread protectors for easy identification of conduit size
- Available in 11 standard lengths — close and 2" to 12" with custom lengths available on request
- Close nipples are coated only in urethane



| CAT. NO.   | SIZE X LENGTH         | MATERIAL                      | COLOR     |
|--|-----------------------|-------------------------------|-----------|
| <b>NPL3/4x6</b>  | <u>  </u> - <u>  </u> | <u>  </u>                     | <u>  </u> |
| <u>  </u> = space for color identifier   |                       |                               |           |
| <b>Blank</b> = Steel   |                       | <u>  </u>                     | <u>  </u> |
| <b>SA</b> = Aluminum   |                       | <b>G</b> = Gray               |           |
|  |                       | <b>W</b> = White              |           |
|  |                       | <b>B</b> = Blue               |           |
| <b>Catalog No. Example:</b><br>NPL3/4X6-G is a ¾" x 6" long steel nipple coated in gray PVC. |                       | Custom colors also available. |           |

## PVC-Coated Conduit and Accessories

### OCAL-BLUE® Nipples (continued)



#### PVC-Coated Conduit Nipples — Steel

| PIPE SIZE IN.<br>METRIC SIZE* | NIPPLE LENGTH |            |               |            |               |             |             |             |             |              |              |
|-------------------------------|---------------|------------|---------------|------------|---------------|-------------|-------------|-------------|-------------|--------------|--------------|
|                               | CLOSE         | 2"<br>50.8 | 2½"<br>63.5   | 3"<br>76.2 | 3½"<br>88.9   | 4"<br>101.6 | 5"<br>127.0 | 6"<br>152.4 | 8"<br>203.2 | 10"<br>254.0 | 12"<br>304.8 |
| ½<br>16                       | CLNPL1/2-     | NPL1/2X2-  | NPL1/2X21/2-  | NPL1/2X3-  | NPL1/2X31/2-  | NPL1/2X4-   | NPL1/2X5-   | NPL1/2X6-   | NPL1/2X8-   | NPL1/2X10-   | NPL1/2X12-   |
| ¾<br>21                       | CLNPL3/4-     | NPL3/4X2-  | NPL3/4X21/2-  | NPL3/4X3-  | NPL3/4X31/2-  | NPL3/4X4-   | NPL3/4X5-   | NPL3/4X6-   | NPL3/4X8-   | NPL3/4X10-   | NPL3/4X12-   |
| 1<br>27                       | CLNPL1-       | NPL1X2-    | NPL1X21/2-    | NPL1X3-    | NPL1X31/2-    | NPL1X4-     | NPL1X5-     | NPL1X6-     | NPL1X8-     | NPL1X10-     | NPL1X12-     |
| 1¼<br>35                      | CLNPL11/4-    | NPL11/4X2- | NPL11/4X21/2- | NPL11/4X3- | NPL11/4X31/2- | NPL11/4X4-  | NPL11/4X5-  | NPL11/4X6-  | NPL11/4X8-  | NPL11/4X10-  | NPL11/4X12-  |
| 1½<br>41                      | CLNPL11/2-    | NPL11/2X2- | NPL11/2X21/2- | NPL11/2X3- | NPL11/2X31/2- | NPL11/2X4-  | NPL11/2X5-  | NPL11/2X6-  | NPL11/2X8-  | NPL11/2X10-  | NPL11/2X12-  |
| 2<br>53                       | CLNPL2-       | —          | NPL2X21/2-    | NPL2X3-    | NPL2X31/2-    | NPL2X4-     | NPL2X5-     | NPL2X6-     | NPL2X8-     | NPL2X10-     | NPL2X12-     |
| 2½<br>63                      | CLNPL21/2-    | —          | —             | —          | NPL21/2X31/2- | NPL21/2X4-  | NPL21/2X5-  | NPL21/2X6-  | NPL21/2X8-  | NPL21/2X10-  | NPL21/2X12-  |
| 3<br>78                       | CLNPL3-       | —          | —             | —          | NPL3X31/2-    | NPL3X4-     | NPL3X5-     | NPL3X6-     | NPL3X8-     | NPL3X10-     | NPL3X12-     |
| 3½<br>91                      | CLNPL31/2-    | —          | —             | —          | —             | NPL31/2X4-  | NPL31/2X5-  | NPL31/2X6-  | NPL31/2X8-  | NPL31/2X10-  | NPL31/2X12-  |
| 4<br>103                      | CLNPL4-       | —          | —             | —          | —             | NPL4X4-     | NPL4X5-     | NPL4X6-     | NPL4X8-     | NPL4X10-     | NPL4X12-     |
| 5<br>129                      | CLNPL5-       | —          | —             | —          | —             | —           | NPL5X5-     | NPL5X6-     | NPL5X8-     | NPL5X10-     | NPL5X12-     |
| 6<br>155                      | CLNPL6-       | —          | —             | —          | —             | —           | NPL6X5-     | NPL6X6-     | NPL6X8-     | NPL6X10-     | NPL6X12-     |

#### PVC-Coated Conduit Nipples — Aluminum

| PIPE SIZE IN.<br>METRIC SIZE* | NIPPLE LENGTH |              |                 |              |                 |              |              |              |              |               |               |
|-------------------------------|---------------|--------------|-----------------|--------------|-----------------|--------------|--------------|--------------|--------------|---------------|---------------|
|                               | CLOSE         | 2"<br>50.8   | 2½"<br>63.5     | 3"<br>76.2   | 3½"<br>88.9     | 4"<br>101.6  | 5"<br>127.0  | 6"<br>152.4  | 8"<br>203.2  | 10"<br>254.0  | 12"<br>304.8  |
| ½<br>16                       | CLNPL1/2SA-   | NPL1/2X2SA-  | NPL1/2X21/2SA-  | NPL1/2X3SA-  | NPL1/2X31/2SA-  | NPL1/2X4SA-  | NPL1/2X5SA-  | NPL1/2X6SA-  | NPL1/2X8SA-  | NPL1/2X10SA-  | NPL1/2X12SA-  |
| ¾<br>21                       | CLNPL3/4SA-   | NPL3/4X2SA-  | NPL3/4X21/2SA-  | NPL3/4X3SA-  | NPL3/4X31/2SA-  | NPL3/4X4SA-  | NPL3/4X5SA-  | NPL3/4X6SA-  | NPL3/4X8SA-  | NPL3/4X10SA-  | NPL3/4X12SA-  |
| 1<br>27                       | CLNPL1SA-     | NPL1X2SA-    | NPL1X21/2SA-    | NPL1X3SA-    | NPL1X31/2SA-    | NPL1X4SA-    | NPL1X5SA-    | NPL1X6SA-    | NPL1X8SA-    | NPL1X10SA-    | NPL1X12SA-    |
| 1¼<br>35                      | CLNPL11/4SA-  | NPL11/4X2SA- | NPL11/4X21/2SA- | NPL11/4X3SA- | NPL11/4X31/2SA- | NPL11/4X4SA- | NPL11/4X5SA- | NPL11/4X6SA- | NPL11/4X8SA- | NPL11/4X10SA- | NPL11/4X12SA- |
| 1½<br>41                      | CLNPL11/2SA-  | NPL11/2X2SA- | NPL11/2X21/2SA- | NPL11/2X3SA- | NPL11/2X31/2SA- | NPL11/2X4SA- | NPL11/2X5SA- | NPL11/2X6SA- | NPL11/2X8SA- | NPL11/2X10SA- | NPL11/2X12SA- |
| 2<br>53                       | CLNPL2SA-     | —            | NPL2X21/2SA-    | NPL2X3SA-    | NPL2X31/2SA-    | NPL2X4SA-    | NPL2X5SA-    | NPL2X6SA-    | NPL2X8SA-    | NPL2X10SA-    | NPL2X12SA-    |
| 2½<br>63                      | CLNPL21/2SA-  | —            | —               | —            | NPL21/2X31/2SA- | NPL21/2X4SA- | NPL21/2X5SA- | NPL21/2X6SA- | NPL21/2X8SA- | NPL21/2X10SA- | NPL21/2X12SA- |
| 3<br>78                       | CLNPL3SA-     | —            | —               | —            | NPL3X31/2SA-    | NPL3X4SA-    | NPL3X5SA-    | NPL3X6SA-    | NPL3X8SA-    | NPL3X10SA-    | NPL3X12SA-    |
| 3½<br>91                      | CLNPL31/2SA-  | —            | —               | —            | —               | NPL31/2X4SA- | NPL31/2X5SA- | NPL31/2X6SA- | NPL31/2X8SA- | NPL31/2X10SA- | NPL31/2X12SA- |
| 4<br>103                      | CLNPL4SA-     | —            | —               | —            | —               | NPL4X4SA-    | NPL4X5SA-    | NPL4X6SA-    | NPL4X8SA-    | NPL4X10SA-    | NPL4X12SA-    |
| 5<br>129                      | CLNPL5SA-     | —            | —               | —            | —               | —            | NPL5X5SA-    | NPL5X6SA-    | NPL5X8SA-    | NPL5X10SA-    | NPL5X12SA-    |
| 6<br>155                      | CLNPL6SA-     | —            | —               | —            | —               | —            | NPL6X5SA-    | NPL6X6SA-    | NPL6X8SA-    | NPL6X10SA-    | NPL6X12SA-    |

\* Metric size designator (ANSI C80.1-1994).

## PVC-Coated Conduit and Accessories

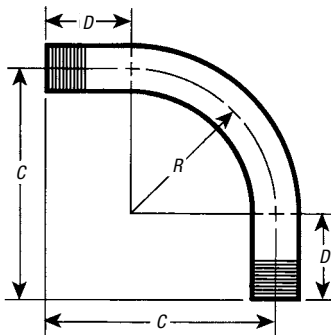
Factory bent to save wasted time and materials!




### OCAL-BLUE® Standard-Radius Elbows



- Fabricated from Ocal® PVC-coated conduit
- Standard radii in 30°, 45°, 60° and 90° available for immediate shipment
- Color-coded thread protectors for easy identification of conduit size

| CAT. NO.    |                  | PIPE SIZE<br>IN.<br>METRIC SIZE<br>DESIGNATOR* | RADIUS "R"<br>IN.<br>MM | OFFSET "C"<br>IN.<br>MM | STRAIGHT END<br>"D"<br>IN.<br>MM | UNBENT<br>LENGTH<br>IN.<br>MM | WEIGHT EACH<br>STEEL ONLY<br>LBS.<br>KG |
|-------------|------------------|--|-------------------------|-------------------------|----------------------------------|-------------------------------|---|
| STEEL       | ALUMINUM         |  |                         |                         |                                  |                               |   |
| ELL1/2-_-   | ELL1/2-_-SA-_-   | ½  | 4.00                    | 6.00                    | 2.00                             | 10.28                         | .67                                     |
|             |                  | 16   | 101.60                  | 152.40                  | 50.80                            | 261.19                        | 16.95                                   |
| ELL3/4-_-   | ELL3/4-_-SA-_-   | ¾  | 4.50                    | 6.50                    | 2.00                             | 11.07                         | .95                                     |
|             |                  | 21   | 114.30                  | 165.10                  | 50.80                            | 281.14                        | 24.07                                   |
| ELL1-_-     | ELL1-_-SA-_-     | 1  | 5.75                    | 8.00                    | 2.25                             | 13.53                         | 1.77                                    |
|             |                  | 27   | 146.05                  | 203.20                  | 57.15                            | 343.71                        | 44.97                                   |
| ELL1 1/4-_- | ELL1 1/4-_-SA-_- | 1¼   | 7.25                    | 9.50                    | 2.25                             | 15.89                         | 2.55                                    |
|             |                  | 35   | 184.15                  | 241.30                  | 57.15                            | 403.56                        | 64.80                                   |
| ELL1 1/2-_- | ELL1 1/2-_-SA-_- | 1½   | 8.25                    | 11.00                   | 2.75                             | 18.46                         | 3.98                                    |
|             |                  | 41   | 209.55                  | 279.40                  | 69.85                            | 468.86                        | 101.13                                  |
| ELL2-_-     | ELL2-_-SA-_-     | 2  | 9.50                    | 13.00                   | 3.50                             | 21.92                         | 6.33                                    |
|             |                  | 53   | 241.30                  | 330.20                  | 88.90                            | 556.83                        | 160.86                                  |
| ELL2 1/2-_- | ELL2 1/2-_-SA-_- | 2½   | 10.50                   | 14.00                   | 3.50                             | 23.49                         | 9.65                                    |
|             |                  | 63   | 266.70                  | 355.60                  | 88.90                            | 596.73                        | 245.09                                  |
| ELL3-_-     | ELL3-_-SA-_-     | 3  | 13.00                   | 16.50                   | 3.50                             | 27.42                         | 15.42                                   |
|             |                  | 78   | 330.20                  | 419.10                  | 88.90                            | 696.48                        | 391.77                                  |
| ELL3 1/2-_- | ELL3 1/2-_-SA-_- | 3½   | 15.00                   | 20.75                   | 5.75                             | 35.06                         | 23.30                                   |
|             |                  | 91   | 381.00                  | 527.05                  | 146.05                           | 890.57                        | 591.84                                  |
| ELL4-_-     | ELL4-_-SA-_-     | 4  | 16.00                   | 21.75                   | 5.75                             | 36.63                         | 29.68                                   |
|             |                  | 103  | 406.40                  | 552.45                  | 146.05                           | 930.47                        | 753.80                                  |
| ELL5-_-     | ELL5-_-SA-_-     | 5  | 24.00                   | 31.00                   | 7.00                             | 51.70                         | 60.82                                   |
|             |                  | 129  | 609.60                  | 787.40                  | 177.80                           | 1313.16                       | 1544.89                                 |
| ELL6-_-     | ELL6-_-SA-_-     | 6  | 30.00                   | 39.00                   | 9.00                             | 65.12                         | 85.69                                   |
|             |                  | 155  | 762.00                  | 990.60                  | 228.60                           | 1654.15                       | 2176.51                                 |



| ITEM            | PIPE SIZE   | ANGLE         | MATERIAL  | COLOR   |
|-----------------|-------------|---------------|-----------|---|
| <b>ELL 3/4-</b> | -           | -             | -         | -   |
|                 | 30 = 30°    | Blank = Steel | G = Gray  |  |
|                 | 45 = 45°    | SA = Aluminum | W = White |  |
|                 | 60 = 60°    |               | B = Blue  |  |
|                 | Blank = 90° |               |           |   |

**Catalog No. Example:**  
ELL3/4SA-W is a ¾" trade size 90° aluminum elbow coated in white PVC.

Custom colors also available.



## PVC-Coated Conduit and Accessories

Choose the size and angle to meet your exact requirements.

### OCAL-BLUE® Large-Radius Elbows

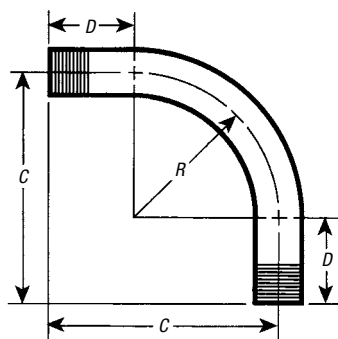
- Fabricated from Ocal® PVC-coated conduit
- Large radius in 90° available for immediate shipment
- Special radii and angles not listed available upon request
- Color-coded thread protectors for easy identification of conduit size



Conduit & Fittings — Ocal® Corrosion-Resistant Conduit Systems

| CAT. NO.     |                   | PIPE SIZE<br>IN.<br>METRIC SIZE<br>DESIGNATOR* | RADIUS "R"<br>IN.<br>MM | OFFSET "C"<br>FT./IN.<br>MM | STRAIGHT END<br>"D"<br>IN.<br>MM | UNBENT<br>LENGTH<br>FT./IN.<br>MM |
|--------------|-------------------|--|-------------------------|-----------------------------|----------------------------------|-----------------------------------|
| STEEL        | ALUMINUM          |  |                         |                             |                                  |                                   |
| LRELL_X12-_- | LRELL_X12-_-SA-_- | 1-2½<br>27-63                                  | 12.00<br>304.80         | 1' 9"<br>533.40             | 9.00<br>228.60                   | 3' 0"<br>914.40                   |
| LRELL_X15-_- | LRELL_X15-_-SA-_- | 1-3<br>27-78                                   | 15.00<br>381.00         | 2' 0"<br>609.60             | 9.00<br>228.60                   | 3' 6"<br>1066.80                  |
| LRELL_X18-_- | LRELL_X18-_-SA-_- | 1-4<br>27-103                                  | 18.00<br>457.20         | 2' 4"<br>711.20             | 10.00<br>254.00                  | 4' 0"<br>1219.20                  |
| LRELL_X24-_- | LRELL_X24-_-SA-_- | 1-4<br>27-103                                  | 24.00<br>609.60         | 2' 11"<br>889.00            | 11.00<br>279.40                  | 4' 11"<br>1498.60                 |
| LRELL_X30-_- | LRELL_X30-_-SA-_- | 1-5<br>27-129                                  | 30.00<br>762.00         | 3' 5"<br>1041.40            | 11.00<br>279.40                  | 5' 9"<br>1752.60                  |
| LRELL_X36-_- | LRELL_X36-_-SA-_- | 1-6<br>27-155                                  | 36.00<br>914.40         | 3' 11"<br>1193.80           | 11.00<br>279.40                  | 6' 6"<br>1981.20                  |
| LRELL_X42-_- | LRELL_X42-_-SA-_- | 1-6<br>27-155                                  | 42.00<br>1066.80        | 4' 6"<br>1371.60            | 12.00<br>304.80                  | 7' 6"<br>2286.00                  |
| LRELL_X48-_- | LRELL_X48-_-SA-_- | 1-6<br>27-155                                  | 48.00<br>1219.20        | 5' 0"<br>1524.00            | 12.00<br>304.80                  | 8' 6"<br>2590.80                  |
| LRELL_X60-_- | LRELL_X60-_-SA-_- | 2½-6<br>63-155                                 | 60.00<br>1524.00        | 6' 0"<br>1828.80            | 12.00<br>304.80                  | 9' 10"<br>2997.20                 |

\* Metric size designator (ANSI C80.1-1994).



| ITEM              | PIPE<br>SIZE | RADIUS | ANGLE       | MATERIAL      | COLOR     |
|-------------------|--------------|--------|-------------|---------------|-----------|
| <b>LRELL_X12-</b> |              |        |             |               |           |
|                   | 1 = 1"       |        | 30 = 30°    | Blank = Steel | G = Gray  |
|                   | 2 = 2"       |        | 45 = 45°    | SA = Aluminum | W = White |
|                   | etc.         |        | 60 = 60°    |               | B = Blue  |
|                   |              |        | Blank = 90° |               |           |

**Catalog No. Example:**  
**LRELL3X18-45-G** is a 3" trade size steel elbow with a radius of 18" and an angle of 45°, coated in gray PVC.

Custom colors also available.

## PVC-Coated Conduit and Accessories

PVC coating evenly molded around saddle prevents exposure of metal — an Ocal® exclusive!

### Ocal® PVC-Coated Beam Clamps and U-Bolts

- Beam clamps support and attach conduit runs to structural beams
- Molded right-angle beam clamps and U-bolts provide extra protection
- Encapsulated, hex-shaped nuts fit standard wrenches
- Stainless steel hardware included
- Parallel (PAR) and edge (EC) clamps feature nominal .015" (15 mil) PVC coating for corrosion protection
- Right-Angle clamps (RA) and U-Bolts (UB) feature nominal .040" (40 mil) PVC coating for corrosion protection



Parallel (PAR)



Edge (EC)

#### PVC-Coated Beam Clamps

| CAT. NO.    |             |            | PIPE SIZE |                         |
|-------------|-------------|------------|-----------|-------------------------|
| RIGHT ANGLE | PARALLEL    | EDGE       | IN.       | METRIC SIZE DESIGNATOR* |
| RA1/2-__    | PAR1/2-__   | EC1/2-__   | ½         | 16                      |
| RA3/4-__    | PAR3/4-__   | EC3/4-__   | ¾         | 21                      |
| RA1-__      | PAR1-__     | EC1-__     | 1         | 27                      |
| RA1-1/4-__  | PAR1-1/4-__ | EC1-1/4-__ | 1¼        | 35                      |
| RA1-1/2-__  | PAR1-1/2-__ | EC1-1/2-__ | 1½        | 41                      |
| RA2-__      | PAR2-__     | EC2-__     | 2         | 53                      |
| RA2-1/2-__  | PAR2-1/2-__ | —          | 2½        | 63                      |
| RA3-__      | PAR3-__     | —          | 3         | 78                      |
| RA3-1/2-__  | PAR3-1/2-__ | —          | 3½        | 91                      |
| RA4-__      | PAR4-__     | —          | 4         | 103                     |

| CAT. NO.                        | COLOR |
|---------------------------------|-------|
| <b>RA1-</b> _____               |       |
| __ = space for color identifier |       |
| <b>G</b> = Gray                 |       |
| <b>W</b> = White                |       |
| <b>B</b> = Blue                 |       |
| Custom colors also available.   |       |




Right Angle (RA)

#### PVC-Coated U-Bolts

| CAT. NO.   | PIPE SIZE |                         | "A" DIMENSION |        |
|------------|-----------|-------------------------|---------------|--------|
|            | IN.       | METRIC SIZE DESIGNATOR* | IN.           | MM     |
| UB1/2-__   | ½         | 16                      | <b>1.38</b>   | 34.93  |
| UB3/4-__   | ¾         | 21                      | <b>1.56</b>   | 39.69  |
| UB1-__     | 1         | 27                      | <b>1.84</b>   | 46.83  |
| UB1-1/4-__ | 1¼        | 35                      | <b>2.19</b>   | 55.56  |
| UB1-1/2-__ | 1½        | 41                      | <b>2.50</b>   | 63.50  |
| UB2-__     | 2         | 53                      | <b>2.97</b>   | 75.41  |
| UB2-1/2-__ | 2½        | 63                      | <b>3.47</b>   | 88.11  |
| UB3-__     | 3         | 78                      | <b>4.09</b>   | 103.98 |
| UB3-1/2-__ | 3½        | 91                      | <b>4.59</b>   | 116.68 |
| UB4-__     | 4         | 103                     | <b>5.09</b>   | 129.38 |
| UB5-__     | 5         | 129                     | <b>6.63</b>   | 168.28 |
| UB6-__     | 6         | 155                     | <b>8.00</b>   | 203.20 |

\* Metric size designator (ANSI C80.1-1994).

| ITEM                            | SIZE | COLOR |
|---------------------------------|------|-------|
| <b>UB 1-</b> _____              |      |       |
| __ = space for color identifier |      |       |
| <b>G</b> = Gray                 |      |       |
| <b>W</b> = White                |      |       |
| <b>B</b> = Blue                 |      |       |
| Custom colors also available.   |      |       |



U-Bolt (UB)

## PVC-Coated Conduit and Accessories

Support conduit on walls and structures.

### Pipe Straps




Two-Hole PVC-Coated Pipe Strap

One-Hole PVC-Coated Pipe Strap

- Available in malleable iron/stamped steel with nominal .015" (15 mil) PVC coating in your choice of blue, white or gray or in 303 stainless steel
- Choose one- or two-hole versions
- Sized to allow for the extra thickness of the PVC coating



Two-Hole Stainless Steel Pipe Strap



One-Hole Stainless Steel Pipe Strap

### 303 Stainless Steel Pipe Straps for PVC-Coated Conduit

| CAT NO.                       |                               | PIPE SIZE<br>IN.<br>METRIC SIZE<br>DESIGNATOR* | CONDUIT<br>STRAP I.D.<br>IN.<br>MM | PVC-COATED<br>CONDUIT O.D.<br>IN.<br>MM |
|-------------------------------|-------------------------------|--|------------------------------------|---|
| ONE-HOLE<br>303 S.S.<br>STRAP | TWO-HOLE<br>303 S.S.<br>STRAP |  |                                    |   |
| TS102-SS                      | TS902-SS                      | 1/2  | .92                                | .92                                     |
|                               |                               | 16   | 23.37                              | 23.37                                   |
| TS103-SS                      | TS903-SS                      | 3/4  | 1.16                               | 1.13                                    |
|                               |                               | 21   | 29.46                              | 28.70                                   |
| TS104-SS                      | TS904-SS                      | 1  | 1.51                               | 1.40                                    |
|                               |                               | 27   | 38.35                              | 35.56                                   |
| TS105-SS                      | TS905-SS                      | 1 1/4  | 1.74                               | 1.74                                    |
|                               |                               | 35   | 44.20                              | 44.20                                   |
| TS106-SS                      | TS906-SS                      | 1 1/2  | 2.20                               | 1.98                                    |
|                               |                               | 41   | 55.88                              | 50.29                                   |
| HS107-SS                      | HS907-SS                      | 2  | 2.88                               | 2.46                                    |
|                               |                               | 53   | 73.15                              | 62.48                                   |
| HS108-SS                      | HS908-SS                      | 2 1/2  | 3.50                               | 2.96                                    |
|                               |                               | 63   | 88.90                              | 75.18                                   |
| HS109-SS                      | HS909-SS                      | 3  | 4.00                               | 3.98                                    |
|                               |                               | 78   | 101.60                             | 101.09                                  |
| HS110-SS                      | HS910-SS                      | 3 1/2  | 4.50                               | 4.08                                    |
|                               |                               | 91   | 114.30                             | 103.63                                  |

\* Metric size designator (ANSI C80.1-1994).

Use as spacers with one-hole pipe straps.

### Ocal® PVC-Coated Clamp-Back Spacers



- Provides space for air flow between conduit and mounting surface
- Nominal .015" (15 mil) PVC coating for corrosion protection

| CAT. NO.               | PIPE SIZE IN.<br>METRIC SIZE DESIGNATOR* |
|------------------------|--|
| CB1/2- <sub>  </sub>   | 1/2                                      |
|                        | 16                                       |
| CB3/4- <sub>  </sub>   | 3/4                                      |
|                        | 21                                       |
| CB1- <sub>  </sub>     | 1  |
|                        | 27                                       |
| CB1-1/4- <sub>  </sub> | 1 1/4                                    |
|                        | 35                                       |
| CB1-1/2- <sub>  </sub> | 1 1/2                                    |
|                        | 41                                       |
| CB2- <sub>  </sub>     | 2  |
|                        | 53                                       |
| CB2-1/2- <sub>  </sub> | 2 1/2                                    |
|                        | 63                                       |
| CB3- <sub>  </sub>     | 3  |
|                        | 78                                       |
| CB3-1/2- <sub>  </sub> | 3 1/2                                    |
|                        | 91                                       |
| CB4- <sub>  </sub>     | 4  |
|                        | 103                                      |

| CAT. NO.    | COLOR                                 |
|-------------|---------------------------------------|
| <b>CB1-</b> |                                       |
|             | <b>—</b> = space for color identifier |
|             | <b>G</b> = Gray                       |
|             | <b>W</b> = White                      |
|             | <b>B</b> = Blue                       |
|             | Custom colors also available.         |



## PVC-Coated Conduit Bodies and Fittings

Easy access for pulling, splicing, mounting and maintenance!

### OCAL-BLUE® Double-Coat Conduit Bodies

With OCAL-BLUE® Double-Coat Conduit Bodies, you can connect sections of conduit — with or without 90° bends — and provide easy access for wire pulling, making splices in branch conductors and maintenance and future system changes. Conduit bodies can also serve as mounting outlets for wiring devices and lighting fixtures.

- Type 4X Form 8 (½"–2") conduit bodies have injection-molded PVC-coated cover with integral O-ring seal
- Flat surface molded on conduit body seals with molded flange on cover on 2½"–4" Form 8 and all Form 7
- Available in Form 7 and Form 8 ferrous as well as Mark 9 and Form 7 aluminum
- All OCAL-BLUE® conduit bodies offer double corrosion protection — both bodies and covers coated inside and out with a nominal .002" (2 mil) blue urethane, then exterior coated with a nominal .040" (40 mil) PVC
- PVC coating in your choice of blue, gray or white with custom colors available
- All threaded hubs fitted with pressure-sealing sleeves
- Conduit bodies ship complete with covers and encapsulated stainless steel screws
- Covers also sold separately for replacement or retrofit purposes



¾" T Form 8  
conduit body  
and cover



2 ½" LB Form 8 conduit body and cover






2 ½" LB Form 7 conduit body and cover



¾" X Form 7 conduit body and cover



¾" LB Mark 9 conduit body and cover

| CAT. NO.  | MATERIAL        | COLOR   |
|---|-----------------|---|
| <b>LB27-</b>  |                 |   |
|   | Blank = Ferrous | _ = space for color identifier  |
|   | SA = Aluminum   | G = Gray   |
|   |                 | W = White  |
|   |                 | B = Blue   |
| <b>Catalog No. Example:</b>   |                 |   |
| LB27-W is a ¾" LB ferrous conduit body and cover coated in white PVC. |                 | Custom colors also available.   |

## PVC-Coated Conduit Bodies and Fittings

### OCAL-BLUE® Conduit Bodies Quick Reference

Note – Fittings shown uncoated

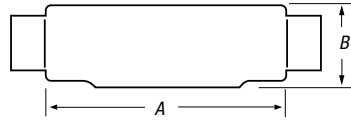
| SHAPE | STYLE           | SIZE (IN. AND METRIC SIZE DESIGNATOR*) |                       |                       |                        |                       |                       |                       |                      |                      |                       |
|-------|-----------------|--|-----------------------|-----------------------|------------------------|-----------------------|-----------------------|-----------------------|----------------------|----------------------|-----------------------|
|       |                 | ½"<br>16                               | ¾"<br>21              | 1"<br>27              | 1¼"<br>35              | 1½"<br>41             | 2"<br>53              | 2½"<br>63             | 3"<br>78             | 3½"<br>91            | 4"<br>103             |
|       | Form 7          | C17- <sub>-</sub>                      | C27- <sub>-</sub>     | C37- <sub>-</sub>     | C47- <sub>-</sub>      | C57- <sub>-</sub>     | C67- <sub>-</sub>     | C77- <sub>-</sub>     | C87- <sub>-</sub>    | —                    | —                     |
|       | Form 8          | C18-4X- <sub>-</sub>                   | C28-4X- <sub>-</sub>  | C38-4X- <sub>-</sub>  | C448-4X- <sub>-</sub>  | C58-4X- <sub>-</sub>  | C68-4X- <sub>-</sub>  | C78- <sub>-</sub>     | C88- <sub>-</sub>    | —                    | —                     |
|       | Mark 9          | C19- <sub>-</sub>                      | C29- <sub>-</sub>     | C39- <sub>-</sub>     | C49- <sub>-</sub>      | C59- <sub>-</sub>     | C69- <sub>-</sub>     | C789- <sub>-</sub>    | C889- <sub>-</sub>   | C989- <sub>-</sub>   | C1089- <sub>-</sub>   |
|       | Form 7 Aluminum | C17SA- <sub>-</sub>                    | C27SA- <sub>-</sub>   | C37SA- <sub>-</sub>   | C47SA- <sub>-</sub>    | C57SA- <sub>-</sub>   | C67SA- <sub>-</sub>   | C77SA- <sub>-</sub>   | C87SA- <sub>-</sub>  | —                    | —                     |
|       | Form 7          | LU17- <sub>-</sub>                     | LU27- <sub>-</sub>    | LU37- <sub>-</sub>    | LU47- <sub>-</sub>     | LU57- <sub>-</sub>    | LU67- <sub>-</sub>    | —                     | —                    | —                    | —                     |
|       | Form 8          | LU18-4X- <sub>-</sub>                  | LU28-4X- <sub>-</sub> | LU38-4X- <sub>-</sub> | LU448-4X- <sub>-</sub> | LU58-4X- <sub>-</sub> | LU68-4X- <sub>-</sub> | —                     | —                    | —                    | —                     |
|       | Form 7          | LB17- <sub>-</sub>                     | LB27- <sub>-</sub>    | LB37- <sub>-</sub>    | LB47- <sub>-</sub>     | LB57- <sub>-</sub>    | LB67- <sub>-</sub>    | LB777- <sub>-</sub>   | LB87- <sub>-</sub>   | LB97- <sub>-</sub>   | LB107- <sub>-</sub>   |
|       | Form 8          | LB18-4X- <sub>-</sub>                  | LB28-4X- <sub>-</sub> | LB38-4X- <sub>-</sub> | LB448-4X- <sub>-</sub> | LB58-4X- <sub>-</sub> | LB68-4X- <sub>-</sub> | LB78- <sub>-</sub>    | LB888- <sub>-</sub>  | LB98- <sub>-</sub>   | LB108- <sub>-</sub>   |
|       | Mark 9          | LB19- <sub>-</sub>                     | LB29- <sub>-</sub>    | LB39- <sub>-</sub>    | LB49- <sub>-</sub>     | LB59- <sub>-</sub>    | LB69- <sub>-</sub>    | LB789- <sub>-</sub>   | LB889- <sub>-</sub>  | LB989- <sub>-</sub>  | LB1089- <sub>-</sub>  |
|       | Form 7 Aluminum | LB17SA- <sub>-</sub>                   | LB27SA- <sub>-</sub>  | LB37SA- <sub>-</sub>  | LB47SA- <sub>-</sub>   | LB57SA- <sub>-</sub>  | LB67SA- <sub>-</sub>  | LB777SA- <sub>-</sub> | LB87SA- <sub>-</sub> | LB97SA- <sub>-</sub> | LB107SA- <sub>-</sub> |
|       | Form 7          | LL17- <sub>-</sub>                     | LL27- <sub>-</sub>    | LL37- <sub>-</sub>    | LL47- <sub>-</sub>     | LL57- <sub>-</sub>    | LL67- <sub>-</sub>    | LL777- <sub>-</sub>   | LL87- <sub>-</sub>   | LL97- <sub>-</sub>   | LL107- <sub>-</sub>   |
|       | Form 8          | LL18-4X- <sub>-</sub>                  | LL28-4X- <sub>-</sub> | LL38-4X- <sub>-</sub> | LL448-4X- <sub>-</sub> | LL58-4X- <sub>-</sub> | LL68-4X- <sub>-</sub> | LL78- <sub>-</sub>    | LL888- <sub>-</sub>  | —                    | —                     |
|       | Mark 9          | LL19- <sub>-</sub>                     | LL29- <sub>-</sub>    | LL39- <sub>-</sub>    | LL49- <sub>-</sub>     | LL59- <sub>-</sub>    | LL69- <sub>-</sub>    | LL789- <sub>-</sub>   | LL889- <sub>-</sub>  | LL989- <sub>-</sub>  | LL1089- <sub>-</sub>  |
|       | Form 7 Aluminum | LL17SA- <sub>-</sub>                   | LL27SA- <sub>-</sub>  | LL37SA- <sub>-</sub>  | LL47SA- <sub>-</sub>   | LL57SA- <sub>-</sub>  | LL67SA- <sub>-</sub>  | LL777SA- <sub>-</sub> | LL87SA- <sub>-</sub> | LL97SA- <sub>-</sub> | LL107SA- <sub>-</sub> |
|       | Form 7          | LR17- <sub>-</sub>                     | LR27- <sub>-</sub>    | LR37- <sub>-</sub>    | LR47- <sub>-</sub>     | LR57- <sub>-</sub>    | LR67- <sub>-</sub>    | LR777- <sub>-</sub>   | LR87- <sub>-</sub>   | LR97- <sub>-</sub>   | LR107- <sub>-</sub>   |
|       | Form 8          | LR18-4X- <sub>-</sub>                  | LR28-4X- <sub>-</sub> | LR38-4X- <sub>-</sub> | LR448-4X- <sub>-</sub> | LR58-4X- <sub>-</sub> | LR68-4X- <sub>-</sub> | LR78- <sub>-</sub>    | LR888- <sub>-</sub>  | —                    | —                     |
|       | Mark 9          | LR19- <sub>-</sub>                     | LR29- <sub>-</sub>    | LR39- <sub>-</sub>    | LR49- <sub>-</sub>     | LR59- <sub>-</sub>    | LR69- <sub>-</sub>    | LR789- <sub>-</sub>   | LR889- <sub>-</sub>  | LR989- <sub>-</sub>  | LR1089- <sub>-</sub>  |
|       | Form 7 Aluminum | LR17SA- <sub>-</sub>                   | LR27SA- <sub>-</sub>  | LR37SA- <sub>-</sub>  | LR47SA- <sub>-</sub>   | LR57SA- <sub>-</sub>  | LR67SA- <sub>-</sub>  | LR777SA- <sub>-</sub> | LR87SA- <sub>-</sub> | LR97SA- <sub>-</sub> | LR107SA- <sub>-</sub> |
|       | Form 7          | T17- <sub>-</sub>                      | T27- <sub>-</sub>     | T37- <sub>-</sub>     | T47- <sub>-</sub>      | T57- <sub>-</sub>     | T67- <sub>-</sub>     | T77- <sub>-</sub>     | T87- <sub>-</sub>    | T97- <sub>-</sub>    | T107- <sub>-</sub>    |
|       | Form 8          | T18-4X- <sub>-</sub>                   | T28-4X- <sub>-</sub>  | T38-4X- <sub>-</sub>  | T448-4X- <sub>-</sub>  | T58-4X- <sub>-</sub>  | T68-4X- <sub>-</sub>  | T78- <sub>-</sub>     | T88- <sub>-</sub>    | —                    | —                     |
|       | Mark 9          | T19- <sub>-</sub>                      | T29- <sub>-</sub>     | T39- <sub>-</sub>     | T49- <sub>-</sub>      | T59- <sub>-</sub>     | T69- <sub>-</sub>     | T789- <sub>-</sub>    | T889- <sub>-</sub>   | T989- <sub>-</sub>   | T1089- <sub>-</sub>   |
|       | Form 7 Aluminum | T17SA- <sub>-</sub>                    | T27SA- <sub>-</sub>   | T37SA- <sub>-</sub>   | T47SA- <sub>-</sub>    | T57SA- <sub>-</sub>   | T67SA- <sub>-</sub>   | T77SA- <sub>-</sub>   | T87SA- <sub>-</sub>  | T97SA- <sub>-</sub>  | T107SA- <sub>-</sub>  |
|       | Form 7          | TB17- <sub>-</sub>                     | TB27- <sub>-</sub>    | TB37- <sub>-</sub>    | TB47- <sub>-</sub>     | TB57- <sub>-</sub>    | TB67- <sub>-</sub>    | —                     | —                    | —                    | —                     |
|       | Form 8          | TB18-4X- <sub>-</sub>                  | TB28-4X- <sub>-</sub> | TB38-4X- <sub>-</sub> | TB448-4X- <sub>-</sub> | TB58-4X- <sub>-</sub> | TB68-4X- <sub>-</sub> | —                     | —                    | —                    | —                     |
|       | Mark 9          | TB19- <sub>-</sub>                     | TB29- <sub>-</sub>    | TB39- <sub>-</sub>    | TB49- <sub>-</sub>     | —                     | —                     | —                     | —                    | —                    | —                     |
|       | Form 7 Aluminum | TB17SA- <sub>-</sub>                   | TB27SA- <sub>-</sub>  | TB37SA- <sub>-</sub>  | TB47SA- <sub>-</sub>   | TB57SA- <sub>-</sub>  | TB67SA- <sub>-</sub>  | —                     | —                    | —                    | —                     |
|       | Form 7          | X17- <sub>-</sub>                      | X27- <sub>-</sub>     | X37- <sub>-</sub>     | X47- <sub>-</sub>      | X57- <sub>-</sub>     | X67- <sub>-</sub>     | —                     | —                    | —                    | —                     |
|       | Form 8          | X18-4X- <sub>-</sub>                   | X28-4X- <sub>-</sub>  | X38-4X- <sub>-</sub>  | X448-4X- <sub>-</sub>  | X58-4X- <sub>-</sub>  | X68-4X- <sub>-</sub>  | —                     | —                    | —                    | —                     |
|       | Mark 9          | X19- <sub>-</sub>                      | X29- <sub>-</sub>     | X39- <sub>-</sub>     | —                      | —                     | —                     | —                     | —                    | —                    | —                     |
|       | Form 7 Aluminum | X17SA- <sub>-</sub>                    | X27SA- <sub>-</sub>   | X37SA- <sub>-</sub>   | X47SA- <sub>-</sub>    | X57SA- <sub>-</sub>   | X67SA- <sub>-</sub>   | —                     | —                    | —                    | —                     |

### OCAL-BLUE® Conduit Body Covers

| STYLE | SIZE (IN. AND METRIC SIZE DESIGNATOR*) |                       |                       |                       |                       |                       |                       |                     |                     |                     |                     |
|-------|--|-----------------------|-----------------------|-----------------------|-----------------------|-----------------------|-----------------------|---------------------|---------------------|---------------------|---------------------|
|       | ½"<br>16                               | ¾"<br>21              | 1"<br>27              | 1¼"<br>35             | 1½"<br>41             | 2"<br>53              | 2½"<br>63             | 3"<br>78            | 3½"<br>91           | 4"<br>103           |                     |
|       | Form 7                                 | 170F- <sub>-</sub>    | 270F- <sub>-</sub>    | 370F- <sub>-</sub>    | 470F- <sub>-</sub>    | 570F- <sub>-</sub>    | 670F- <sub>-</sub>    | 870F- <sub>-</sub>  | 870F- <sub>-</sub>  | 970F- <sub>-</sub>  | 970F- <sub>-</sub>  |
|       | Form 8                                 | 180F-4X- <sub>-</sub> | 280F-4X- <sub>-</sub> | 380F-4X- <sub>-</sub> | 480F-4X- <sub>-</sub> | 580F-4X- <sub>-</sub> | 680F-4X- <sub>-</sub> | 880F- <sub>-</sub>  | 880F- <sub>-</sub>  | 980F- <sub>-</sub>  | 980F- <sub>-</sub>  |
|       | Mark 9                                 | 190- <sub>-</sub>     | 290- <sub>-</sub>     | 390- <sub>-</sub>     | 490- <sub>-</sub>     | 590- <sub>-</sub>     | 690- <sub>-</sub>     | 889- <sub>-</sub>   | 889- <sub>-</sub>   | 989- <sub>-</sub>   | 989- <sub>-</sub>   |
|       | Form 7 Aluminum                        | 170SA- <sub>-</sub>   | 270SA- <sub>-</sub>   | 370SA- <sub>-</sub>   | 470SA- <sub>-</sub>   | 570SA- <sub>-</sub>   | 670SA- <sub>-</sub>   | 870SA- <sub>-</sub> | 870SA- <sub>-</sub> | 970SA- <sub>-</sub> | 970SA- <sub>-</sub> |

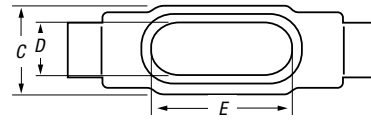
\* Metric size designator (ANSI C80.1-1994).

## PVC-Coated Conduit Bodies and Fittings



### C Form 7 Ferrous Conduit Bodies with Covers

| CAT. NO.    | HUB SIZE*  | DIMENSIONS (IN. AND MM)** |             |             |             |             | VOL. CAP. (CU.IN./CU.CM) |
|-------------|------------|---------------------------|-------------|-------------|-------------|-------------|--------------------------|
|             |            | A                         | B           | C           | D           | E           |                          |
| <b>C17-</b> | <b>½"</b>  | <b>5.45</b>               | <b>1.40</b> | <b>1.45</b> | <b>.95</b>  | <b>3.20</b> | <b>4.00</b>              |
| 16          |            | 138.43                    | 35.56       | 36.83       | 24.13       | 81.28       | 65.55                    |
| <b>C27-</b> | <b>¾"</b>  | <b>6.05</b>               | <b>1.60</b> | <b>1.65</b> | <b>1.15</b> | <b>3.80</b> | <b>6.60</b>              |
| 21          |            | 153.67                    | 40.64       | 41.91       | 29.21       | 96.52       | 108.15                   |
| <b>C37-</b> | <b>1"</b>  | <b>6.75</b>               | <b>1.90</b> | <b>1.80</b> | <b>1.35</b> | <b>4.55</b> | <b>10.60</b>             |
| 27          |            | 171.45                    | 48.26       | 45.72       | 34.29       | 115.57      | 173.70                   |
| <b>C47-</b> | <b>1¼"</b> | <b>7.30</b>               | <b>2.30</b> | <b>2.20</b> | <b>1.80</b> | <b>5.00</b> | <b>18.80</b>             |
| 35          |            | 185.42                    | 58.42       | 55.88       | 45.72       | 127.00      | 308.08                   |
| <b>C57-</b> | <b>1½"</b> | <b>8.60</b>               | <b>2.60</b> | <b>2.45</b> | <b>2.05</b> | <b>5.45</b> | <b>26.40</b>             |
| 41          |            | 218.44                    | 66.04       | 62.23       | 52.07       | 138.43      | 432.62                   |
| <b>C67-</b> | <b>2"</b>  | <b>9.50</b>               | <b>3.20</b> | <b>3.05</b> | <b>2.45</b> | <b>6.40</b> | <b>51.00</b>             |
| 53          |            | 241.30                    | 81.28       | 77.47       | 62.23       | 162.56      | 835.74                   |
| <b>C77-</b> | <b>2½"</b> | <b>12.10</b>              | <b>3.65</b> | <b>4.25</b> | <b>3.60</b> | <b>8.40</b> | <b>102.00</b>            |
| 63          |            | 307.34                    | 92.71       | 107.95      | 91.44       | 213.36      | 1671.48                  |
| <b>C87-</b> | <b>3"</b>  | <b>12.10</b>              | <b>4.40</b> | <b>4.25</b> | <b>3.60</b> | <b>8.40</b> | <b>132.00</b>            |
| 78          |            | 307.34                    | 111.76      | 107.95      | 91.44       | 213.36      | 2163.09                  |



### C Mark 9 Aluminum Conduit Bodies with Covers

| CAT. NO.      | HUB SIZE*  | DIMENSIONS (IN. AND MM)** |             |             |             |              | VOL. CAP. (CU.IN./CU.CM) |
|---------------|------------|---------------------------|-------------|-------------|-------------|--------------|--------------------------|
|               |            | A                         | B           | C           | D           | E            |                          |
| <b>C19-</b>   | <b>½"</b>  | <b>5.00</b>               | <b>1.38</b> | <b>1.38</b> | <b>1.19</b> | <b>3.31</b>  | —                        |
| 16            |            | 127.00                    | 35.05       | 35.05       | 30.23       | 84.07        | —                        |
| <b>C29-</b>   | <b>¾"</b>  | <b>5.69</b>               | <b>1.63</b> | <b>1.56</b> | <b>1.38</b> | <b>3.94</b>  | —                        |
| 21            |            | 144.53                    | 41.40       | 39.62       | 35.05       | 100.08       | —                        |
| <b>C39-</b>   | <b>1"</b>  | <b>6.59</b>               | <b>1.88</b> | <b>1.75</b> | <b>1.50</b> | <b>4.56</b>  | —                        |
| 27            |            | 167.39                    | 47.75       | 44.45       | 38.10       | 115.82       | —                        |
| <b>C49-</b>   | <b>1¼"</b> | <b>7.50</b>               | <b>2.50</b> | <b>2.19</b> | <b>1.94</b> | <b>5.31</b>  | —                        |
| 35            |            | 190.50                    | 63.50       | 55.63       | 49.28       | 134.87       | —                        |
| <b>C59-</b>   | <b>1½"</b> | <b>8.25</b>               | <b>2.75</b> | <b>2.50</b> | <b>2.25</b> | <b>6.00</b>  | —                        |
| 41            |            | 209.55                    | 69.85       | 63.50       | 57.15       | 152.40       | —                        |
| <b>C69-</b>   | <b>2"</b>  | <b>10.50</b>              | <b>3.44</b> | <b>3.19</b> | <b>2.88</b> | <b>8.06</b>  | —                        |
| 53            |            | 266.70                    | 87.38       | 81.03       | 73.15       | 204.72       | —                        |
| <b>C789-</b>  | <b>2½"</b> | <b>15.63</b>              | <b>4.44</b> | <b>5.00</b> | <b>4.25</b> | <b>10.88</b> | —                        |
| 63            |            | 397.00                    | 112.78      | 127.00      | 107.95      | 276.35       | —                        |
| <b>C889-</b>  | <b>3"</b>  | <b>15.63</b>              | <b>4.81</b> | <b>5.00</b> | <b>4.25</b> | <b>10.88</b> | —                        |
| 78            |            | 397.00                    | 122.17      | 127.00      | 107.95      | 276.35       | —                        |
| <b>C989-</b>  | <b>3½"</b> | <b>18.75</b>              | <b>5.69</b> | <b>6.25</b> | <b>5.44</b> | <b>13.44</b> | —                        |
| 91            |            | 476.25                    | 144.53      | 158.75      | 138.18      | 341.38       | —                        |
| <b>C1089-</b> | <b>4"</b>  | <b>18.75</b>              | <b>5.94</b> | <b>6.25</b> | <b>5.44</b> | <b>13.44</b> | —                        |
| 103           |            | 476.25                    | 150.88      | 158.75      | 138.18      | 341.38       | —                        |

### C Form 8 Ferrous Conduit Bodies with Covers

| CAT. NO.        | HUB SIZE*  | DIMENSIONS (IN. AND MM)** |             |             |             |              | VOL. CAP. (CU.IN./CU.CM) |
|-----------------|------------|---------------------------|-------------|-------------|-------------|--------------|--------------------------|
|                 |            | A                         | B           | C           | D           | E            |                          |
| <b>C18-4X-</b>  | <b>½"</b>  | <b>5.53</b>               | <b>1.44</b> | <b>1.38</b> | <b>1.00</b> | <b>3.31</b>  | <b>4.90</b>              |
| 16              |            | 140.49                    | 36.51       | 34.93       | 25.40       | 84.14        | 80.30                    |
| <b>C28-4X-</b>  | <b>¾"</b>  | <b>6.28</b>               | <b>1.53</b> | <b>1.19</b> | <b>1.19</b> | <b>3.94</b>  | <b>8.00</b>              |
| 21              |            | 159.54                    | 38.89       | 30.16       | 30.16       | 100.01       | 131.10                   |
| <b>C38-4X-</b>  | <b>1"</b>  | <b>7.31</b>               | <b>1.94</b> | <b>1.75</b> | <b>1.38</b> | <b>4.56</b>  | <b>13.00</b>             |
| 27              |            | 185.74                    | 49.21       | 44.45       | 34.93       | 115.89       | 213.03                   |
| <b>C448-4X-</b> | <b>1¼"</b> | <b>8.50</b>               | <b>2.38</b> | <b>2.19</b> | <b>1.75</b> | <b>5.31</b>  | <b>23.50</b>             |
| 35              |            | 215.90                    | 60.33       | 55.56       | 44.45       | 134.94       | 385.10                   |
| <b>C58-4X-</b>  | <b>1½"</b> | <b>10.38</b>              | <b>2.78</b> | <b>2.75</b> | <b>2.13</b> | <b>6.50</b>  | <b>45.00</b>             |
| 41              |            | 263.53                    | 70.64       | 69.85       | 53.98       | 165.10       | 737.42                   |
| <b>C68-4X-</b>  | <b>2"</b>  | <b>12.25</b>              | <b>3.56</b> | <b>3.75</b> | <b>3.00</b> | <b>8.56</b>  | <b>88.00</b>             |
| 53              |            | 311.15                    | 90.49       | 95.25       | 76.20       | 217.49       | 1442.06                  |
| <b>C78-</b>     | <b>2½"</b> | <b>15.63</b>              | <b>4.44</b> | <b>5.00</b> | <b>4.25</b> | <b>10.88</b> | <b>110.00</b>            |
| 63              |            | 396.88                    | 112.71      | 127.00      | 107.95      | 276.23       | 1802.58                  |
| <b>C88-</b>     | <b>3"</b>  | <b>15.63</b>              | <b>4.81</b> | <b>5.00</b> | <b>4.25</b> | <b>10.88</b> | <b>110.00</b>            |
| 78              |            | 396.88                    | 122.24      | 127.00      | 107.95      | 276.23       | 1802.58                  |

\* Metric size designator (ANSI C80.1-1994).

\*\* Dimensions shown are for uncoated conduit bodies.

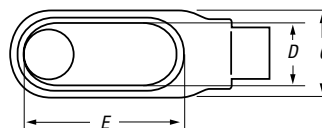
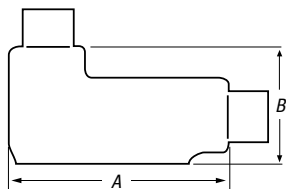
### C Form 7 Aluminum Conduit Bodies with Covers

| CAT. NO.      | HUB SIZE*  | DIMENSIONS (IN. AND MM)** |             |             |             |             | VOL. CAP. (CU.IN./CU.CM) |
|---------------|------------|---------------------------|-------------|-------------|-------------|-------------|--------------------------|
|               |            | A                         | B           | C           | D           | E           |                          |
| <b>C17SA-</b> | <b>½"</b>  | <b>5.45</b>               | <b>1.40</b> | <b>1.45</b> | <b>.95</b>  | <b>3.20</b> | <b>4.00</b>              |
| 16            |            | 138.43                    | 35.56       | 36.83       | 24.13       | 81.28       | 65.55                    |
| <b>C27SA-</b> | <b>¾"</b>  | <b>6.05</b>               | <b>1.60</b> | <b>1.65</b> | <b>1.15</b> | <b>3.80</b> | <b>6.60</b>              |
| 21            |            | 153.67                    | 40.64       | 41.91       | 29.21       | 96.52       | 108.15                   |
| <b>C37SA-</b> | <b>1"</b>  | <b>6.75</b>               | <b>1.90</b> | <b>1.80</b> | <b>1.35</b> | <b>4.55</b> | <b>10.60</b>             |
| 27            |            | 171.45                    | 48.26       | 45.72       | 34.29       | 115.57      | 173.70                   |
| <b>C47SA-</b> | <b>1¼"</b> | <b>7.30</b>               | <b>2.30</b> | <b>2.20</b> | <b>1.80</b> | <b>5.00</b> | <b>18.80</b>             |
| 35            |            | 185.42                    | 58.42       | 55.88       | 45.72       | 127.00      | 308.08                   |
| <b>C57SA-</b> | <b>1½"</b> | <b>8.60</b>               | <b>2.60</b> | <b>2.45</b> | <b>2.05</b> | <b>5.45</b> | <b>26.40</b>             |
| 41            |            | 218.44                    | 66.04       | 62.23       | 52.07       | 138.43      | 432.62                   |
| <b>C67SA-</b> | <b>2"</b>  | <b>9.50</b>               | <b>3.20</b> | <b>3.05</b> | <b>2.45</b> | <b>6.40</b> | <b>51.00</b>             |
| 53            |            | 241.30                    | 81.28       | 77.47       | 62.23       | 162.56      | 835.74                   |
| <b>C77SA-</b> | <b>2½"</b> | <b>12.10</b>              | <b>3.65</b> | <b>4.25</b> | <b>3.60</b> | <b>8.40</b> | <b>102.00</b>            |
| 63            |            | 307.34                    | 92.71       | 107.95      | 91.44       | 213.36      | 1671.48                  |
| <b>C87SA-</b> | <b>3"</b>  | <b>12.10</b>              | <b>4.40</b> | <b>4.25</b> | <b>3.60</b> | <b>8.40</b> | <b>132.00</b>            |
| 78            |            | 307.34                    | 111.76      | 107.95      | 91.44       | 213.36      | 2163.09                  |



## PVC-Coated Conduit Bodies and Fittings

LB



### LB Form 7 Ferrous Conduit Bodies with Covers

| CAT. NO. | HUB SIZE* | DIMENSIONS (IN. AND MM)** |        |        |        |        | VOL. CAP. (CU.IN./CU.CM) |
|----------|-----------|---------------------------|--------|--------|--------|--------|--------------------------|
|          |           | A                         | B      | C      | D      | E      |                          |
| LB17-    | ½"        | 4.60                      | 2.20   | 1.35   | .95    | 3.20   | 4.00                     |
|          | 16        | 116.84                    | 55.88  | 34.29  | 24.13  | 81.28  | 65.55                    |
| LB27-    | ¾"        | 5.25                      | 2.40   | 1.65   | 1.15   | 3.80   | 6.60                     |
|          | 21        | 133.35                    | 60.96  | 41.91  | 29.21  | 96.52  | 108.15                   |
| LB37-    | 1"        | 6.00                      | 2.65   | 1.80   | 1.35   | 4.55   | 10.60                    |
|          | 27        | 152.40                    | 67.31  | 45.72  | 34.29  | 115.57 | 173.70                   |
| LB47-    | 1¼"       | 6.45                      | 3.20   | 2.20   | 1.80   | 5.00   | 18.80                    |
|          | 35        | 163.83                    | 81.28  | 55.88  | 45.72  | 127.00 | 308.08                   |
| LB57-    | 1½"       | 7.25                      | 3.90   | 2.45   | 2.05   | 5.45   | 26.40                    |
|          | 41        | 184.15                    | 99.06  | 62.23  | 52.07  | 138.43 | 432.62                   |
| LB67-    | 2"        | 8.30                      | 4.45   | 3.10   | 2.45   | 6.40   | 51.00                    |
|          | 53        | 210.82                    | 113.03 | 78.74  | 62.23  | 162.56 | 835.74                   |
| LB777-   | 2½"       | 10.55                     | 5.20   | 4.25   | 3.60   | 8.40   | 102.00                   |
|          | 63        | 267.97                    | 132.08 | 107.95 | 91.44  | 213.36 | 1671.48                  |
| LB87-    | 3"        | 10.55                     | 5.95   | 4.25   | 3.60   | 8.40   | 132.00                   |
|          | 78        | 267.97                    | 151.13 | 107.95 | 91.44  | 213.36 | 2163.09                  |
| LB97-    | 3½"       | 12.85                     | 6.70   | 5.25   | 4.55   | 10.25  | 210.00                   |
|          | 91        | 326.39                    | 170.18 | 133.35 | 115.57 | 260.35 | 3441.28                  |
| LB107-   | 4"        | 12.85                     | 7.20   | 5.25   | 4.55   | 10.25  | 243.00                   |
|          | 103       | 326.39                    | 182.88 | 133.35 | 115.57 | 260.35 | 3982.06                  |

### LB Mark 9 Aluminum Conduit Bodies with Covers

| CAT. NO. | HUB SIZE* | DIMENSIONS (IN. AND MM)** |        |        |        |        | VOL. CAP. (CU.IN./CU.CM) |
|----------|-----------|---------------------------|--------|--------|--------|--------|--------------------------|
|          |           | A                         | B      | C      | D      | E      |                          |
| LB19-    | ½"        | 4.59                      | 2.13   | 1.38   | 1.19   | 3.31   | —                        |
|          | 16        | 116.68                    | 53.98  | 34.93  | 30.16  | 84.14  | —                        |
| LB29-    | ¾"        | 5.25                      | 2.41   | 1.56   | 1.38   | 3.94   | —                        |
|          | 21        | 133.35                    | 61.12  | 39.69  | 34.93  | 100.01 | —                        |
| LB39-    | 1"        | 6.09                      | 2.84   | 1.75   | 1.50   | 4.56   | —                        |
|          | 27        | 154.78                    | 72.23  | 44.45  | 38.10  | 115.89 | —                        |
| LB49-    | 1¼"       | 7.03                      | 3.47   | 2.19   | 1.94   | 5.31   | —                        |
|          | 35        | 178.59                    | 88.11  | 55.56  | 49.21  | 134.94 | —                        |
| LB59-    | 1½"       | 7.75                      | 3.75   | 2.50   | 2.25   | 6.00   | —                        |
|          | 41        | 196.85                    | 95.25  | 63.50  | 57.15  | 152.40 | —                        |
| LB69-    | 2"        | 10.03                     | 4.47   | 3.19   | 2.88   | 8.06   | —                        |
|          | 53        | 254.79                    | 113.51 | 80.96  | 73.03  | 204.79 | —                        |
| LB789-   | 2½"       | 13.94                     | 6.13   | 5.00   | 4.25   | 10.88  | —                        |
|          | 63        | 354.01                    | 155.58 | 127.00 | 107.95 | 276.23 | —                        |
| LB889-   | 3"        | 13.94                     | 6.50   | 5.00   | 4.25   | 10.88  | —                        |
|          | 78        | 354.01                    | 165.10 | 127.00 | 107.95 | 276.23 | —                        |
| LB989-   | 3½"       | 16.88                     | 7.56   | 6.25   | 5.44   | 13.44  | —                        |
|          | 91        | 428.63                    | 192.09 | 158.75 | 138.11 | 341.31 | —                        |
| LB1089-  | 4"        | 16.88                     | 7.81   | 6.25   | 5.44   | 13.44  | —                        |
|          | 103       | 428.63                    | 198.44 | 158.75 | 138.11 | 341.31 | —                        |

### LB Form 8 Ferrous Conduit Bodies with Covers

| CAT. NO.  | HUB SIZE* | DIMENSIONS (IN. AND MM)** |        |        |        |        | VOL. CAP. (CU.IN./CU.CM) |
|-----------|-----------|---------------------------|--------|--------|--------|--------|--------------------------|
|           |           | A                         | B      | C      | D      | E      |                          |
| LB18-4X-  | ½"        | 4.94                      | 2.22   | 1.38   | 1.00   | 3.31   | 4.90                     |
|           | 16        | 125.41                    | 56.36  | 34.93  | 25.40  | 84.14  | 80.30                    |
| LB28-4X-  | ¾"        | 5.56                      | 2.44   | 1.56   | 1.19   | 3.31   | 8.00                     |
|           | 21        | 141.29                    | 61.93  | 39.69  | 30.16  | 84.14  | 131.10                   |
| LB38-4X-  | 1"        | 6.50                      | 2.81   | 1.75   | 1.38   | 4.56   | 13.00                    |
|           | 27        | 165.10                    | 71.45  | 44.45  | 34.93  | 115.89 | 213.03                   |
| LB448-4X- | 1¼"       | 7.53                      | 3.34   | 2.19   | 1.75   | 5.31   | 23.50                    |
|           | 35        | 191.29                    | 84.93  | 55.56  | 44.45  | 134.94 | 385.10                   |
| LB58-4X-  | 1½"       | 9.13                      | 4.03   | 2.75   | 2.13   | 6.50   | 45.00                    |
|           | 41        | 231.78                    | 102.39 | 69.85  | 53.98  | 165.10 | 737.42                   |
| LB68-4X-  | 2"        | 11.00                     | 4.41   | 3.75   | 3.00   | 8.56   | 88.00                    |
|           | 53        | 279.40                    | 111.92 | 95.25  | 76.20  | 217.49 | 1442.06                  |
| LB78-     | 2½"       | 13.94                     | 6.13   | 5.00   | 4.25   | 10.88  | 110.00                   |
|           | 63        | 354.01                    | 155.58 | 127.00 | 107.95 | 276.23 | 1802.58                  |
| LB888-    | 3"        | 13.94                     | 6.50   | 5.00   | 4.25   | 10.88  | 110.00                   |
|           | 78        | 354.01                    | 165.10 | 127.00 | 107.95 | 276.23 | 1802.58                  |
| LB98-     | 3½"       | 16.88                     | 7.56   | 6.25   | 5.44   | 13.44  | 250.00                   |
|           | 91        | 428.63                    | 192.09 | 158.75 | 138.11 | 341.31 | 4096.77                  |
| LB108-    | 4"        | 16.88                     | 7.81   | 6.25   | 5.44   | 13.44  | 250.00                   |
|           | 103       | 428.63                    | 198.44 | 158.75 | 138.11 | 341.31 | 4096.77                  |

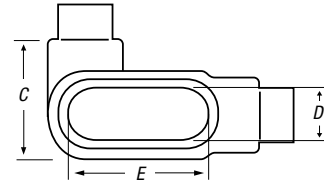
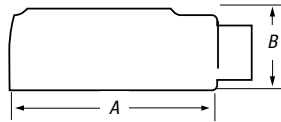
### LB Form 7 Aluminum Conduit Bodies with Covers

| CAT. NO. | HUB SIZE* | DIMENSIONS (IN. AND MM)** |        |        |        |        | VOL. CAP. (CU.IN./CU.CM) |
|----------|-----------|---------------------------|--------|--------|--------|--------|--------------------------|
|          |           | A                         | B      | C      | D      | E      |                          |
| LB17SA-  | ½"        | 4.60                      | 2.20   | 1.35   | .95    | 3.20   | 4.00                     |
|          | 16        | 116.84                    | 55.88  | 34.29  | 24.13  | 81.28  | 65.55                    |
| LB27SA-  | ¾"        | 5.25                      | 2.40   | 1.65   | 1.15   | 3.80   | 6.60                     |
|          | 21        | 133.35                    | 60.96  | 41.91  | 29.21  | 96.52  | 108.15                   |
| LB37SA-  | 1"        | 6.00                      | 2.65   | 1.80   | 1.35   | 4.55   | 10.60                    |
|          | 27        | 152.40                    | 67.31  | 45.72  | 34.29  | 115.57 | 173.70                   |
| LB47SA-  | 1¼"       | 6.45                      | 3.20   | 2.20   | 1.80   | 5.00   | 18.80                    |
|          | 35        | 163.83                    | 81.28  | 55.88  | 45.72  | 127.00 | 308.08                   |
| LB57SA-  | 1½"       | 7.25                      | 3.90   | 2.45   | 2.05   | 5.45   | 26.40                    |
|          | 41        | 184.15                    | 99.06  | 62.23  | 52.07  | 138.43 | 432.62                   |
| LB67SA-  | 2"        | 8.30                      | 4.45   | 3.10   | 2.45   | 6.40   | 51.00                    |
|          | 53        | 210.82                    | 113.03 | 78.74  | 62.23  | 162.56 | 835.74                   |
| LB777SA- | 2½"       | 10.55                     | 5.20   | 4.25   | 3.60   | 8.40   | 102.00                   |
|          | 63        | 267.97                    | 132.08 | 107.95 | 91.44  | 213.36 | 1671.48                  |
| LB87SA-  | 3"        | 10.55                     | 5.95   | 4.25   | 3.60   | 8.40   | 132.00                   |
|          | 78        | 267.97                    | 151.13 | 107.95 | 91.44  | 213.36 | 2163.09                  |
| LB97SA-  | 3½"       | 12.85                     | 6.70   | 5.25   | 4.55   | 10.25  | 210.00                   |
|          | 91        | 326.39                    | 170.18 | 133.35 | 115.57 | 260.35 | 3441.28                  |
| LB107SA- | 4"        | 12.85                     | 7.20   | 5.25   | 4.55   | 10.25  | 243.00                   |
|          | 103       | 326.39                    | 182.88 | 133.35 | 115.57 | 260.35 | 3982.06                  |

\* Metric size designator (ANSI C80.1-1994).

\*\* Dimensions shown are for uncoated conduit bodies.

# PVC-Coated Conduit Bodies and Fittings



## LL Form 7 Ferrous Conduit Bodies with Covers

| CAT. NO.      | HUB SIZE* | DIMENSIONS (IN. AND MM)** |                |                |                |                 | VOL. CAP. (CU.IN./CU.CM) |
|---------------|-----------|---------------------------|----------------|----------------|----------------|-----------------|--------------------------|
|               |           | A                         | B              | C              | D              | E               |                          |
| LL17-<br>16   | ½"        | 4.60<br>116.84            | 1.40<br>35.56  | 1.45<br>36.83  | .95<br>24.13   | 3.20<br>81.28   | 4.00<br>65.55            |
| LL27-<br>21   | ¾"        | 5.25<br>133.35            | 1.60<br>40.64  | 1.65<br>41.91  | 1.15<br>29.21  | 3.80<br>96.52   | 6.60<br>108.15           |
| LL37-<br>27   | 1"        | 6.00<br>152.40            | 1.90<br>48.26  | 2.60<br>66.04  | 1.35<br>34.29  | 4.55<br>115.57  | 10.60<br>173.70          |
| LL47-<br>35   | 1¼"       | 6.45<br>163.83            | 2.30<br>58.42  | 3.05<br>77.47  | 1.80<br>45.72  | 5.00<br>127.00  | 18.60<br>304.80          |
| LL57-<br>41   | 1½"       | 7.90<br>200.66            | 2.60<br>66.04  | 3.80<br>96.52  | 2.05<br>52.07  | 5.45<br>138.43  | 26.40<br>432.62          |
| LL67-<br>53   | 2"        | 8.30<br>210.82            | 3.20<br>81.28  | 4.25<br>107.95 | 2.45<br>62.23  | 6.40<br>162.56  | 51.00<br>835.74          |
| LL777-<br>63  | 2½"       | 10.55<br>267.97           | 3.65<br>92.71  | 5.80<br>147.32 | 3.60<br>91.44  | 8.40<br>213.36  | 102.00<br>1671.48        |
| LL87-<br>78   | 3"        | 10.55<br>267.97           | 4.40<br>111.76 | 5.80<br>147.32 | 3.60<br>91.44  | 8.40<br>213.36  | 132.00<br>2163.09        |
| LL97-<br>91   | 3½"       | 12.85<br>326.39           | 4.90<br>124.46 | 7.03<br>178.56 | 4.55<br>115.57 | 10.25<br>260.35 | 210.00<br>3441.28        |
| LL107-<br>103 | 4"        | 12.85<br>326.39           | 5.40<br>137.16 | 7.03<br>178.56 | 4.55<br>115.57 | 10.25<br>260.35 | 243.00<br>3982.06        |

## LL Mark 9 Aluminum Conduit Bodies with Covers

| CAT. NO.       | HUB SIZE* | DIMENSIONS (IN. AND MM)** |                |                |                |                 | VOL. CAP. (CU.IN./CU.CM) |
|----------------|-----------|---------------------------|----------------|----------------|----------------|-----------------|--------------------------|
|                |           | A                         | B              | C              | D              | E               |                          |
| LL19-<br>16    | ½"        | 4.59<br>116.68            | 1.38<br>34.93  | 2.13<br>53.98  | 1.19<br>30.16  | 3.31<br>84.14   | —                        |
| LL29-<br>21    | ¾"        | 5.25<br>133.35            | 1.63<br>41.28  | 2.38<br>60.33  | 1.38<br>34.93  | 3.94<br>100.01  | —                        |
| LL39-<br>27    | 1"        | 6.09<br>154.78            | 1.88<br>47.63  | 2.63<br>66.68  | 1.50<br>38.10  | 4.56<br>115.89  | —                        |
| LL49-<br>35    | 1¼"       | 7.03<br>178.59            | 2.50<br>63.50  | 3.09<br>78.58  | 1.94<br>49.21  | 5.31<br>134.94  | —                        |
| LL59-<br>41    | 1½"       | 7.75<br>196.85            | 2.75<br>69.85  | 3.44<br>87.31  | 2.25<br>57.15  | 6.00<br>152.40  | —                        |
| LL69-<br>53    | 2"        | 10.03<br>254.79           | 3.44<br>87.31  | 4.13<br>104.78 | 2.88<br>73.03  | 8.06<br>204.79  | —                        |
| LL789-<br>63   | 2½"       | 13.94<br>354.01           | 4.44<br>112.71 | 6.69<br>169.86 | 4.25<br>107.95 | 10.88<br>276.23 | —                        |
| LL889-<br>78   | 3"        | 13.94<br>354.08           | 4.81<br>122.24 | 6.69<br>169.93 | 4.25<br>107.95 | 10.88<br>276.35 | —                        |
| LL989-<br>91   | 3½"       | 16.88<br>428.63           | 5.69<br>144.46 | 8.13<br>206.38 | 5.44<br>138.11 | 13.44<br>341.31 | —                        |
| LL1089-<br>103 | 4"        | 16.88<br>428.63           | 5.94<br>150.81 | 8.13<br>206.38 | 5.44<br>138.11 | 13.44<br>341.31 | —                        |

## LL Form 8 Ferrous Conduit Bodies with Covers

| CAT. NO.        | HUB SIZE* | DIMENSIONS (IN. AND MM)** |                |                |                |                 | VOL. CAP. (CU.IN./CU.CM) |
|-----------------|-----------|---------------------------|----------------|----------------|----------------|-----------------|--------------------------|
|                 |           | A                         | B              | C              | D              | E               |                          |
| LL18-4X-<br>16  | ½"        | 4.94<br>125.41            | 1.44<br>36.51  | 2.16<br>54.77  | 1.00<br>25.40  | 3.31<br>84.14   | 4.90<br>80.30            |
| LL28-4X-<br>21  | ¾"        | 5.56<br>141.29            | 1.69<br>42.86  | 2.31<br>58.74  | 1.19<br>30.16  | 3.94<br>100.01  | 8.00<br>131.10           |
| LL38-4X-<br>27  | 1"        | 6.47<br>164.31            | 1.94<br>49.21  | 2.63<br>66.68  | 1.38<br>34.93  | 4.56<br>115.89  | 13.00<br>213.03          |
| LL448-4X-<br>35 | 1¼"       | 7.53<br>191.29            | 2.38<br>60.33  | 3.16<br>80.17  | 1.75<br>44.45  | 5.31<br>134.94  | 23.50<br>385.10          |
| LL58-4X-<br>41  | 1½"       | 9.13<br>231.78            | 2.78<br>70.64  | 4.00<br>101.60 | 2.13<br>53.98  | 6.50<br>165.10  | 45.00<br>737.42          |
| LL68-4X-<br>53  | 2"        | 11.00<br>279.40           | 3.56<br>90.49  | 5.00<br>127.00 | 3.00<br>76.20  | 8.56<br>217.49  | 88.00<br>1442.06         |
| LL78-<br>63     | 2½"       | 13.94<br>354.01           | 4.44<br>112.71 | 6.69<br>169.86 | 4.25<br>107.95 | 10.88<br>276.23 | 110.00<br>1802.58        |
| LL888-<br>78    | 3"        | 13.94<br>354.01           | 4.81<br>122.24 | 6.69<br>169.86 | 4.25<br>107.95 | 10.88<br>276.23 | 110.00<br>1802.58        |

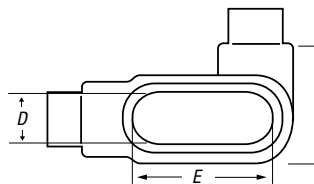
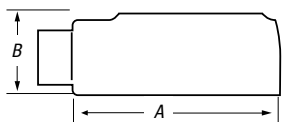
## LL Form 7 Aluminum Conduit Bodies with Covers

| CAT. NO.        | HUB SIZE* | DIMENSIONS (IN. AND MM)** |                |                |                |                 | VOL. CAP. (CU.IN./CU.CM) |
|-----------------|-----------|---------------------------|----------------|----------------|----------------|-----------------|--------------------------|
|                 |           | A                         | B              | C              | D              | E               |                          |
| LL17SA-<br>16   | ½"        | 4.60<br>116.84            | 1.40<br>35.56  | 1.45<br>36.83  | .95<br>24.13   | 3.20<br>81.28   | 4.00<br>65.55            |
| LL27SA-<br>21   | ¾"        | 5.25<br>133.35            | 1.60<br>40.64  | 1.65<br>41.91  | 1.15<br>29.21  | 3.80<br>96.52   | 6.60<br>108.15           |
| LL37SA-<br>27   | 1"        | 6.00<br>152.40            | 1.90<br>48.26  | 2.60<br>66.04  | 1.35<br>34.29  | 4.55<br>115.57  | 10.60<br>173.70          |
| LL47SA-<br>35   | 1¼"       | 6.45<br>163.83            | 2.30<br>58.42  | 3.05<br>77.47  | 1.80<br>45.72  | 5.00<br>127.00  | 18.60<br>304.80          |
| LL57SA-<br>41   | 1½"       | 7.90<br>200.66            | 2.60<br>66.04  | 3.80<br>96.52  | 2.05<br>52.07  | 5.45<br>138.43  | 26.40<br>432.62          |
| LL67SA-<br>53   | 2"        | 8.30<br>210.82            | 3.20<br>81.28  | 4.25<br>107.95 | 2.45<br>62.23  | 6.40<br>162.56  | 51.00<br>835.74          |
| LL777SA-<br>63  | 2½"       | 10.55<br>267.97           | 3.65<br>92.71  | 5.80<br>147.32 | 3.60<br>91.44  | 8.40<br>213.36  | 102.00<br>1671.48        |
| LL87SA-<br>78   | 3"        | 10.55<br>267.97           | 4.40<br>111.76 | 5.80<br>147.32 | 3.60<br>91.44  | 8.40<br>213.36  | 132.00<br>2163.09        |
| LL97SA-<br>91   | 3½"       | 12.85<br>326.39           | 4.90<br>124.46 | 7.03<br>178.56 | 4.55<br>115.57 | 10.25<br>260.35 | 210.00<br>3441.28        |
| LL107SA-<br>103 | 4"        | 12.85<br>326.39           | 5.40<br>137.16 | 7.03<br>178.56 | 4.55<br>115.57 | 10.25<br>260.35 | 243.00<br>3982.06        |

\* Metric size designator (ANSI C80.1-1994).

\*\* Dimensions shown are for uncoated conduit bodies.

# PVC-Coated Conduit Bodies and Fittings



## LR Form 7 Ferrous Conduit Bodies with Covers

| CAT. NO. | HUB SIZE* | DIMENSIONS (IN. AND MM)** |        |        |        |        | VOL. CAP. (CU.IN./CU.CM) |
|----------|-----------|---------------------------|--------|--------|--------|--------|--------------------------|
|          |           | A                         | B      | C      | D      | E      |                          |
| LR17-    | ½"        | 4.60                      | 1.40   | 1.45   | .95    | 3.20   | 4.00                     |
|          | 16        | 116.84                    | 35.56  | 36.83  | 24.13  | 81.28  | 65.55                    |
| LR27-    | ¾"        | 5.25                      | 1.60   | 1.65   | 1.15   | 3.80   | 6.60                     |
|          | 21        | 133.35                    | 40.64  | 41.91  | 29.21  | 96.52  | 108.15                   |
| LR37-    | 1"        | 6.00                      | 1.90   | 2.60   | 1.35   | 4.55   | 10.60                    |
|          | 27        | 152.40                    | 48.26  | 66.04  | 34.29  | 115.57 | 173.70                   |
| LR47-    | 1¼"       | 6.45                      | 2.30   | 3.05   | 1.80   | 5.00   | 18.80                    |
|          | 35        | 163.83                    | 58.42  | 77.47  | 45.72  | 127.00 | 308.08                   |
| LR57-    | 1½"       | 7.90                      | 2.60   | 3.80   | 2.05   | 5.45   | 26.40                    |
|          | 41        | 200.66                    | 66.04  | 96.52  | 52.07  | 138.43 | 432.62                   |
| LR67-    | 2"        | 8.30                      | 3.20   | 4.25   | 2.45   | 6.40   | 51.00                    |
|          | 53        | 210.82                    | 81.28  | 107.95 | 62.23  | 162.56 | 835.74                   |
| LR77-    | 2½"       | 10.55                     | 3.65   | 5.80   | 3.60   | 8.40   | 102.00                   |
|          | 63        | 267.97                    | 92.71  | 147.32 | 91.44  | 213.36 | 1671.48                  |
| LR87-    | 3"        | 10.55                     | 4.40   | 5.80   | 3.60   | 8.40   | 132.00                   |
|          | 78        | 267.97                    | 111.76 | 147.32 | 91.44  | 213.36 | 2163.09                  |
| LR97-    | 3½"       | 12.85                     | 4.90   | 7.03   | 4.55   | 10.25  | 210.00                   |
|          | 91        | 326.39                    | 124.46 | 178.56 | 115.57 | 260.35 | 3441.28                  |
| LR107-   | 4"        | 12.85                     | 5.40   | 7.03   | 4.55   | 10.25  | 243.00                   |
|          | 103       | 326.39                    | 137.16 | 178.56 | 115.57 | 260.35 | 3982.06                  |

## LR Mark 9 Aluminum Conduit Bodies with Covers

| CAT. NO. | HUB SIZE* | DIMENSIONS (IN. AND MM)** |        |        |        |        | VOL. CAP. (CU.IN./CU.CM) |
|----------|-----------|---------------------------|--------|--------|--------|--------|--------------------------|
|          |           | A                         | B      | C      | D      | E      |                          |
| LR19-    | ½"        | 4.59                      | 1.38   | 2.13   | 1.19   | 3.31   | —                        |
|          | 16        | 116.68                    | 34.93  | 53.98  | 30.16  | 84.14  | —                        |
| LR29-    | ¾"        | 5.25                      | 1.63   | 2.38   | 1.38   | 3.94   | —                        |
|          | 21        | 133.35                    | 41.28  | 60.33  | 34.93  | 100.01 | —                        |
| LR39-    | 1"        | 6.09                      | 1.88   | 2.63   | 1.50   | 4.56   | —                        |
|          | 27        | 154.78                    | 47.63  | 66.68  | 38.10  | 115.89 | —                        |
| LR49-    | 1¼"       | 7.03                      | 2.50   | 3.09   | 1.94   | 5.31   | —                        |
|          | 35        | 178.59                    | 63.50  | 78.58  | 49.21  | 134.94 | —                        |
| LR59-    | 1½"       | 7.75                      | 2.75   | 3.44   | 2.25   | 6.00   | —                        |
|          | 41        | 196.85                    | 69.85  | 87.31  | 57.15  | 152.40 | —                        |
| LR69-    | 2"        | 10.03                     | 3.44   | 4.13   | 2.88   | 8.06   | —                        |
|          | 53        | 254.79                    | 87.31  | 104.78 | 73.03  | 204.79 | —                        |
| LR789-   | 2½"       | 13.94                     | 4.44   | 6.69   | 4.25   | 10.88  | —                        |
|          | 63        | 354.01                    | 112.71 | 169.86 | 107.95 | 276.23 | —                        |
| LR889-   | 3"        | 13.94                     | 4.81   | 6.69   | 4.25   | 10.88  | —                        |
|          | 78        | 354.08                    | 122.24 | 169.93 | 107.95 | 276.35 | —                        |
| LR989-   | 3½"       | 16.88                     | 5.69   | 8.13   | 5.44   | 13.44  | —                        |
|          | 91        | 428.63                    | 144.46 | 206.38 | 138.11 | 341.31 | —                        |
| LR1089-  | 4"        | 16.88                     | 5.94   | 8.13   | 5.44   | 13.44  | —                        |
|          | 103       | 428.63                    | 150.81 | 206.38 | 138.11 | 341.31 | —                        |

## LR Form 8 Ferrous Conduit Bodies with Covers

| CAT. NO.  | HUB SIZE* | DIMENSIONS (IN. AND MM)** |        |        |        |        | VOL. CAP. (CU.IN./CU.CM) |
|-----------|-----------|---------------------------|--------|--------|--------|--------|--------------------------|
|           |           | A                         | B      | C      | D      | E      |                          |
| LR18-4X-  | ½"        | 4.94                      | 1.44   | 2.16   | 1.00   | 3.31   | 4.90                     |
|           | 16        | 125.41                    | 36.51  | 54.77  | 25.40  | 84.14  | 80.30                    |
| LR28-4X-  | ¾"        | 5.56                      | 1.69   | 2.31   | 1.19   | 3.94   | 8.00                     |
|           | 21        | 141.29                    | 42.86  | 58.74  | 30.16  | 100.01 | 131.10                   |
| LR38-4X-  | 1"        | 6.47                      | 1.94   | 2.63   | 1.38   | 4.56   | 13.00                    |
|           | 27        | 164.31                    | 49.21  | 66.68  | 34.93  | 115.89 | 213.03                   |
| LR448-4X- | 1¼"       | 7.53                      | 2.38   | 3.16   | 1.75   | 5.31   | 23.50                    |
|           | 35        | 191.29                    | 60.33  | 80.17  | 44.45  | 134.94 | 385.10                   |
| LR58-4X-  | 1½"       | 9.13                      | 2.78   | 4.00   | 2.13   | 6.50   | 45.00                    |
|           | 41        | 231.78                    | 70.64  | 101.60 | 53.98  | 165.10 | 737.42                   |
| LR68-4X-  | 2"        | 11.00                     | 3.56   | 5.00   | 3.00   | 8.56   | 88.00                    |
|           | 53        | 279.40                    | 90.49  | 127.00 | 76.20  | 217.49 | 1442.06                  |
| LR78-     | 2½"       | 13.94                     | 4.44   | 6.69   | 4.25   | 10.88  | 110.00                   |
|           | 63        | 354.01                    | 112.71 | 169.86 | 107.95 | 276.23 | 1802.58                  |
| LR888-    | 3"        | 13.94                     | 4.81   | 6.69   | 4.25   | 10.88  | 110.00                   |
|           | 78        | 354.01                    | 122.24 | 169.86 | 107.95 | 276.23 | 1802.58                  |

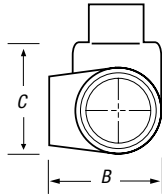
## LR Form 7 Aluminum Conduit Bodies with Covers

| CAT. NO. | HUB SIZE* | DIMENSIONS (IN. AND MM)** |        |        |        |        | VOL. CAP. (CU.IN./CU.CM) |
|----------|-----------|---------------------------|--------|--------|--------|--------|--------------------------|
|          |           | A                         | B      | C      | D      | E      |                          |
| LR17SA-  | ½"        | 4.60                      | 1.40   | 1.45   | .95    | 3.20   | 4.00                     |
|          | 16        | 116.84                    | 35.56  | 36.83  | 24.13  | 81.28  | 65.55                    |
| LR27SA-  | ¾"        | 5.25                      | 1.60   | 1.65   | 1.15   | 3.80   | 6.60                     |
|          | 21        | 133.35                    | 40.64  | 41.91  | 29.21  | 96.52  | 108.15                   |
| LR37SA-  | 1"        | 6.00                      | 1.90   | 2.60   | 1.35   | 4.55   | 10.60                    |
|          | 27        | 152.40                    | 48.26  | 66.04  | 34.29  | 115.57 | 173.70                   |
| LR47SA-  | 1¼"       | 6.45                      | 2.30   | 3.05   | 1.80   | 5.00   | 18.80                    |
|          | 35        | 163.83                    | 58.42  | 77.47  | 45.72  | 127.00 | 308.08                   |
| LR57SA-  | 1½"       | 7.90                      | 2.60   | 3.80   | 2.05   | 5.45   | 26.40                    |
|          | 41        | 200.66                    | 66.04  | 96.52  | 52.07  | 138.43 | 432.62                   |
| LR67SA-  | 2"        | 8.30                      | 3.20   | 4.25   | 2.45   | 6.40   | 51.00                    |
|          | 53        | 210.82                    | 81.28  | 107.95 | 62.23  | 162.56 | 835.74                   |
| LR777SA- | 2½"       | 10.55                     | 3.65   | 5.80   | 3.60   | 8.40   | 102.00                   |
|          | 63        | 267.97                    | 92.71  | 147.32 | 91.44  | 213.36 | 1671.48                  |
| LR87SA-  | 3"        | 10.55                     | 4.40   | 5.80   | 3.60   | 8.40   | 132.00                   |
|          | 78        | 267.97                    | 111.76 | 147.32 | 91.44  | 213.36 | 2163.09                  |
| LR97SA-  | 3½"       | 12.85                     | 4.90   | 7.03   | 4.55   | 10.25  | 210.00                   |
|          | 91        | 326.39                    | 124.46 | 178.56 | 115.57 | 260.35 | 3441.28                  |
| LR107SA- | 4"        | 12.85                     | 5.40   | 7.03   | 4.55   | 10.25  | 243.00                   |
|          | 103       | 326.39                    | 137.16 | 178.56 | 115.57 | 260.35 | 3982.06                  |

\* Metric size designator (ANSI C80.1-1994).

\*\* Dimensions shown are for uncoated conduit bodies.

# PVC-Coated Conduit Bodies and Fittings



## T Form 7 Ferrous Conduit Bodies with Covers

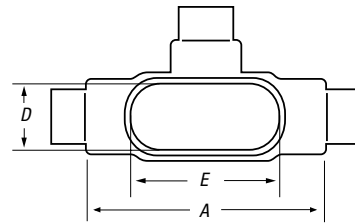
| CAT. NO.     | HUB SIZE* | DIMENSIONS (IN. AND MM)** |        |        |        |        | VOL. CAP. (CU.IN./CU.CM) |
|--------------|-----------|---------------------------|--------|--------|--------|--------|--------------------------|
|              |           | A                         | B      | C      | D      | E      |                          |
| T17-<br>16   | ½"        | 5.60                      | 1.80   | 2.35   | .95    | 3.20   | 6.00                     |
|              |           | 142.24                    | 45.72  | 59.69  | 24.13  | 81.28  | 98.32                    |
| T27-<br>21   | ¾"        | 6.20                      | 2.00   | 2.60   | 1.15   | 3.80   | 9.10                     |
|              |           | 157.48                    | 50.80  | 66.04  | 29.21  | 96.52  | 149.12                   |
| T37-<br>27   | 1"        | 7.35                      | 2.30   | 3.10   | 1.35   | 4.55   | 16.90                    |
|              |           | 186.69                    | 58.42  | 78.74  | 34.29  | 115.57 | 276.94                   |
| T47-<br>35   | 1¼"       | 7.30                      | 2.30   | 3.05   | 1.80   | 5.00   | 19.30                    |
|              |           | 185.42                    | 58.42  | 77.47  | 45.72  | 127.00 | 316.27                   |
| T57-<br>41   | 1½"       | 8.60                      | 2.60   | 3.80   | 2.05   | 5.45   | 27.50                    |
|              |           | 218.44                    | 66.04  | 96.52  | 52.07  | 138.43 | 450.64                   |
| T67-<br>53   | 2"        | 9.50                      | 3.20   | 4.25   | 2.45   | 6.40   | 50.00                    |
|              |           | 241.30                    | 81.28  | 107.95 | 62.23  | 162.56 | 819.35                   |
| T77-<br>63   | 2½"       | 12.10                     | 3.65   | 5.80   | 3.60   | 8.40   | 102.00                   |
|              |           | 307.34                    | 92.71  | 147.32 | 91.44  | 213.36 | 1671.48                  |
| T87-<br>78   | 3"        | 12.10                     | 4.40   | 5.80   | 3.60   | 8.40   | 132.00                   |
|              |           | 307.34                    | 111.76 | 147.32 | 91.44  | 213.36 | 2163.09                  |
| T97-<br>91   | 3½"       | 14.65                     | 4.90   | 7.05   | 4.55   | 10.25  | 210.00                   |
|              |           | 372.11                    | 124.46 | 179.07 | 115.57 | 260.35 | 3441.28                  |
| T107-<br>103 | 4"        | 14.65                     | 5.40   | 7.05   | 4.55   | 10.25  | 243.00                   |
|              |           | 372.11                    | 137.16 | 179.07 | 115.57 | 260.35 | 3982.06                  |

## T Form 8 Ferrous Conduit Bodies with Covers

| CAT. NO.       | HUB SIZE* | DIMENSIONS (IN. AND MM)** |        |        |        |        | VOL. CAP. (CU.IN./CU.CM) |
|----------------|-----------|---------------------------|--------|--------|--------|--------|--------------------------|
|                |           | A                         | B      | C      | D      | E      |                          |
| T18-4X-<br>16  | ½"        | 5.69                      | 1.75   | 2.16   | 1.00   | 3.31   | 6.00                     |
|                |           | 144.46                    | 44.45  | 54.77  | 25.40  | 84.14  | 98.32                    |
| T28-4X-<br>21  | ¾"        | 6.28                      | 2.00   | 2.31   | 1.19   | 3.94   | 9.00                     |
|                |           | 159.54                    | 50.80  | 58.74  | 30.16  | 100.01 | 147.48                   |
| T38-4X-<br>27  | 1"        | 7.31                      | 2.25   | 2.63   | 1.38   | 4.56   | 15.00                    |
|                |           | 185.74                    | 57.15  | 66.68  | 34.93  | 115.89 | 245.81                   |
| T448-4X-<br>35 | 1¼"       | 8.50                      | 2.63   | 3.16   | 1.75   | 5.31   | 24.00                    |
|                |           | 215.90                    | 66.68  | 80.17  | 44.45  | 134.94 | 393.29                   |
| T58-4X-<br>41  | 1½"       | 10.38                     | 2.78   | 4.00   | 2.13   | 6.50   | 46.50                    |
|                |           | 263.53                    | 70.64  | 101.60 | 53.98  | 165.10 | 762.00                   |
| T68-4X-<br>53  | 2"        | 12.25                     | 3.56   | 5.00   | 3.00   | 8.56   | 88.00                    |
|                |           | 311.15                    | 90.49  | 127.00 | 76.20  | 217.49 | 1442.06                  |
| T78-<br>63     | 2½"       | 15.63                     | 4.44   | 6.69   | 4.25   | 10.88  | 110.00                   |
|                |           | 396.88                    | 112.71 | 169.86 | 107.95 | 276.23 | 1802.58                  |
| T88-<br>78     | 3"        | 15.63                     | 4.81   | 6.69   | 4.25   | 10.88  | 110.00                   |
|                |           | 396.88                    | 122.24 | 169.86 | 107.95 | 276.23 | 1802.58                  |

\* Metric size designator (ANSI C80.1-1994).

\*\* Dimensions shown are for uncoated conduit bodies.



## T Mark 9 Aluminum Conduit Bodies with Covers

| CAT. NO.      | HUB SIZE* | DIMENSIONS (IN. AND MM)** |        |        |        |        | VOL. CAP. (CU.IN./CU.CM) |
|---------------|-----------|---------------------------|--------|--------|--------|--------|--------------------------|
|               |           | A                         | B      | C      | D      | E      |                          |
| T19-<br>16    | ½"        | 5.00                      | 1.38   | 2.13   | 1.19   | 3.31   | —                        |
|               |           | 127.00                    | 34.93  | 53.98  | 30.16  | 84.14  | —                        |
| T29-<br>21    | ¾"        | 5.69                      | 1.63   | 2.38   | 1.38   | 3.94   | —                        |
|               |           | 144.46                    | 41.28  | 60.33  | 34.93  | 100.01 | —                        |
| T39-<br>27    | 1"        | 6.59                      | 1.88   | 2.63   | 1.50   | 4.56   | —                        |
|               |           | 167.48                    | 47.63  | 66.68  | 38.10  | 115.89 | —                        |
| T49-<br>35    | 1¼"       | 7.50                      | 2.50   | 3.09   | 1.94   | 5.31   | —                        |
|               |           | 190.50                    | 63.50  | 78.58  | 49.21  | 134.94 | —                        |
| T59-<br>41    | 1½"       | 8.25                      | 2.75   | 3.44   | 2.25   | 6.00   | —                        |
|               |           | 209.55                    | 69.85  | 87.31  | 57.15  | 152.40 | —                        |
| T69-<br>53    | 2"        | 10.50                     | 3.44   | 4.13   | 2.88   | 8.06   | —                        |
|               |           | 266.70                    | 87.31  | 104.78 | 73.03  | 204.79 | —                        |
| T789-<br>63   | 2½"       | 15.63                     | 4.44   | 6.69   | 4.25   | 10.88  | —                        |
|               |           | 396.88                    | 112.71 | 169.86 | 107.95 | 276.23 | —                        |
| T889-<br>78   | 3"        | 15.63                     | 4.81   | 6.69   | 4.25   | 10.88  | —                        |
|               |           | 396.88                    | 122.24 | 169.86 | 107.95 | 276.23 | —                        |
| T989-<br>91   | 3½"       | 18.75                     | 5.69   | 8.13   | 5.44   | 13.44  | —                        |
|               |           | 476.25                    | 144.46 | 206.38 | 138.11 | 341.31 | —                        |
| T1089-<br>103 | 4"        | 18.75                     | 5.94   | 8.13   | 5.44   | 13.44  | —                        |
|               |           | 476.25                    | 150.81 | 206.38 | 138.11 | 341.31 | —                        |

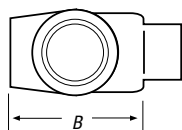
## T Form 7 Aluminum Conduit Bodies with Covers

| CAT. NO.       | HUB SIZE* | DIMENSIONS (IN. AND MM)** |        |        |        |        | VOL. CAP. (CU.IN./CU.CM) |
|----------------|-----------|---------------------------|--------|--------|--------|--------|--------------------------|
|                |           | A                         | B      | C      | D      | E      |                          |
| T17SA-<br>16   | ½"        | 5.60                      | 1.80   | 2.35   | .95    | 3.20   | 6.00                     |
|                |           | 142.24                    | 45.72  | 59.69  | 24.13  | 81.28  | 98.32                    |
| T27SA-<br>21   | ¾"        | 6.20                      | 2.00   | 2.60   | 1.15   | 3.80   | 9.10                     |
|                |           | 157.48                    | 50.80  | 66.04  | 29.21  | 96.52  | 149.12                   |
| T37SA-<br>27   | 1"        | 7.35                      | 2.30   | 3.10   | 1.35   | 4.55   | 16.90                    |
|                |           | 186.69                    | 58.42  | 78.74  | 34.29  | 115.57 | 276.94                   |
| T47SA-<br>35   | 1¼"       | 7.30                      | 2.30   | 3.05   | 1.80   | 5.00   | 19.30                    |
|                |           | 185.42                    | 58.42  | 77.47  | 45.72  | 127.00 | 316.27                   |
| T57SA-<br>41   | 1½"       | 8.60                      | 2.60   | 3.80   | 2.05   | 5.45   | 27.50                    |
|                |           | 218.44                    | 66.04  | 96.52  | 52.07  | 138.43 | 450.64                   |
| T67SA-<br>53   | 2"        | 9.50                      | 3.20   | 4.25   | 2.45   | 6.40   | 50.00                    |
|                |           | 241.30                    | 81.28  | 107.95 | 62.23  | 162.56 | 819.35                   |
| T77SA-<br>63   | 2½"       | 12.10                     | 3.65   | 5.80   | 3.60   | 8.40   | 102.00                   |
|                |           | 307.34                    | 92.71  | 147.32 | 91.44  | 213.36 | 1671.48                  |
| T87SA-<br>78   | 3"        | 12.10                     | 4.40   | 5.80   | 3.60   | 8.40   | 132.00                   |
|                |           | 307.34                    | 111.76 | 147.32 | 91.44  | 213.36 | 2163.09                  |
| T97SA-<br>91   | 3½"       | 14.65                     | 4.90   | 7.05   | 4.55   | 10.25  | 210.00                   |
|                |           | 372.11                    | 124.46 | 179.07 | 115.57 | 260.35 | 3441.28                  |
| T107SA-<br>103 | 4"        | 14.65                     | 5.40   | 7.05   | 4.55   | 10.25  | 243.00                   |
|                |           | 372.11                    | 137.16 | 179.07 | 115.57 | 260.35 | 3982.06                  |



# PVC-Coated Conduit Bodies and Fittings

**TB**



## TB Form 7 Ferrous Conduit Bodies with Covers

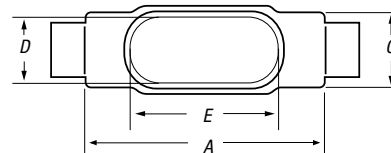
| CAT. NO. | HUB SIZE* | DIMENSIONS (IN. AND MM)** |        |       |       |        | VOL. CAP. (CU.IN./CU.CM) |
|----------|-----------|---------------------------|--------|-------|-------|--------|--------------------------|
|          |           | A                         | B      | C     | D     | E      |                          |
| TB17-    | ½"        | 5.60                      | 2.06   | 1.63  | .95   | 3.20   | 6.00                     |
|          | 16        | 142.24                    | 52.32  | 41.40 | 24.13 | 81.28  | 98.32                    |
| TB27-    | ¾"        | 6.20                      | 2.31   | 1.81  | 1.15  | 3.80   | 9.10                     |
|          | 21        | 157.48                    | 58.67  | 45.97 | 29.21 | 96.52  | 149.12                   |
| TB37-    | 1"        | 7.35                      | 2.50   | 2.31  | 1.35  | 4.55   | 16.90                    |
|          | 27        | 186.69                    | 63.50  | 58.67 | 34.29 | 115.57 | 276.94                   |
| TB47-    | 1¼"       | 7.30                      | 3.19   | 2.25  | 1.80  | 5.00   | 19.30                    |
|          | 35        | 185.42                    | 81.03  | 57.15 | 45.72 | 127.00 | 316.27                   |
| TB57-    | 1½"       | 8.60                      | 3.91   | 2.42  | 2.05  | 5.45   | 27.50                    |
|          | 41        | 218.44                    | 99.31  | 61.47 | 52.07 | 138.43 | 450.64                   |
| TB67-    | 2"        | 9.50                      | 4.50   | 3.06  | 2.45  | 6.40   | 52.80                    |
|          | 53        | 241.30                    | 114.30 | 77.72 | 62.23 | 162.56 | 865.24                   |

## TB Form 8 Ferrous Conduit Bodies with Covers

| CAT. NO.  | HUB SIZE* | DIMENSIONS (IN. AND MM)** |        |       |       |        | VOL. CAP. (CU.IN./CU.CM) |
|-----------|-----------|---------------------------|--------|-------|-------|--------|--------------------------|
|           |           | A                         | B      | C     | D     | E      |                          |
| TB18-4X-  | ½"        | 5.69                      | 2.63   | 1.38  | 1.00  | 3.31   | 6.00                     |
|           | 16        | 144.46                    | 66.68  | 34.93 | 25.40 | 84.14  | 98.32                    |
| TB28-4X-  | ¾"        | 6.28                      | 2.88   | 1.19  | 1.19  | 3.94   | 9.00                     |
|           | 21        | 159.54                    | 73.03  | 30.16 | 30.16 | 100.01 | 147.48                   |
| TB38-4X-  | 1"        | 7.31                      | 3.25   | 1.75  | 1.38  | 4.56   | 15.00                    |
|           | 27        | 185.74                    | 82.55  | 44.45 | 34.93 | 115.89 | 245.81                   |
| TB448-4X- | 1¼"       | 8.50                      | 3.31   | 2.19  | 1.75  | 5.31   | 24.00                    |
|           | 35        | 215.90                    | 84.14  | 55.56 | 44.45 | 134.94 | 393.29                   |
| TB58-4X-  | 1½"       | 10.38                     | 3.69   | 2.75  | 2.13  | 6.50   | 46.50                    |
|           | 41        | 263.53                    | 93.66  | 69.85 | 53.98 | 165.10 | 762.00                   |
| TB68-4X-  | 2"        | 12.25                     | 4.25   | 3.75  | 3.00  | 8.56   | 88.00                    |
|           | 53        | 311.15                    | 107.95 | 95.25 | 76.20 | 217.49 | 1442.06                  |

\* Metric size designator (ANSI C80.1-1994).

\*\* Dimensions shown are for uncoated conduit bodies.



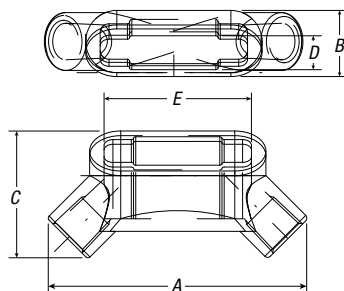
## TB Mark 9 Aluminum Conduit Bodies with Covers

| CAT. NO. | HUB SIZE* | DIMENSIONS (IN. AND MM)** |       |       |       |        | VOL. CAP. (CU.IN./CU.CM) |
|----------|-----------|---------------------------|-------|-------|-------|--------|--------------------------|
|          |           | A                         | B     | C     | D     | E      |                          |
| TB19-    | ½"        | 5.00                      | 2.13  | 1.38  | 1.19  | 3.31   | —                        |
|          | 16        | 127.00                    | 53.98 | 34.93 | 30.16 | 84.14  | —                        |
| TB29-    | ¾"        | 5.69                      | 2.41  | 1.56  | 1.38  | 3.94   | —                        |
|          | 21        | 144.46                    | 61.12 | 39.69 | 34.93 | 100.01 | —                        |
| TB39-    | 1"        | 6.59                      | 2.84  | 1.75  | 1.50  | 4.56   | —                        |
|          | 27        | 167.48                    | 72.23 | 44.45 | 38.10 | 115.89 | —                        |
| TB49-    | 1¼"       | 7.50                      | 3.47  | 2.19  | 1.94  | 5.31   | —                        |
|          | 35        | 190.50                    | 88.11 | 55.56 | 49.21 | 134.94 | —                        |

## TB Form 7 Aluminum Conduit Bodies with Covers

| CAT. NO. | HUB SIZE* | DIMENSIONS (IN. AND MM)** |        |       |       |        | VOL. CAP. (CU.IN./CU.CM) |
|----------|-----------|---------------------------|--------|-------|-------|--------|--------------------------|
|          |           | A                         | B      | C     | D     | E      |                          |
| TB17SA-  | ½"        | 5.60                      | 2.06   | 1.63  | .95   | 3.20   | 6.00                     |
|          | 16        | 142.24                    | 52.32  | 41.40 | 24.13 | 81.28  | 98.32                    |
| TB27SA-  | ¾"        | 6.20                      | 2.31   | 1.81  | 1.15  | 3.80   | 9.10                     |
|          | 21        | 157.48                    | 58.67  | 45.97 | 29.21 | 96.52  | 149.12                   |
| TB37SA-  | 1"        | 7.35                      | 2.50   | 2.31  | 1.35  | 4.55   | 16.90                    |
|          | 27        | 186.69                    | 63.50  | 58.67 | 34.29 | 115.57 | 276.94                   |
| TB47SA-  | 1¼"       | 7.30                      | 3.19   | 2.25  | 1.80  | 5.00   | 19.30                    |
|          | 35        | 185.42                    | 81.03  | 57.15 | 45.72 | 127.00 | 316.27                   |
| TB57SA-  | 1½"       | 8.60                      | 3.91   | 2.42  | 2.05  | 5.45   | 27.50                    |
|          | 41        | 218.44                    | 99.31  | 61.47 | 52.07 | 138.43 | 450.64                   |
| TB67SA-  | 2"        | 9.50                      | 4.50   | 3.06  | 2.45  | 6.40   | 52.80                    |
|          | 53        | 241.30                    | 114.30 | 77.72 | 62.23 | 162.56 | 865.24                   |

**LU**



LU Form 7

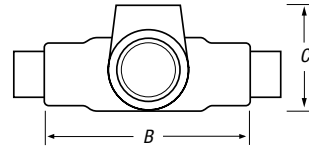
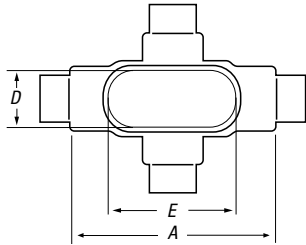
## LU Form 7 Ferrous Conduit Bodies with Covers

| CAT. NO. | HUB SIZE | DIMENSIONS (IN.) |      |      |      |      | CU. IN. |
|----------|----------|------------------|------|------|------|------|---------|
|          |          | A                | B    | C    | D    | E    |         |
| LU17-    | ½"       | 5.54             | 1.45 | 2.72 | .95  | 3.20 | 4.8     |
| LU27-    | ¾"       | 6.22             | 1.70 | 3.07 | 1.15 | 3.80 | 7.6     |
| LU37-    | 1"       | 7.34             | 1.97 | 3.52 | 1.35 | 4.55 | 13.4    |
| LU47-    | 1¼"      | 8.40             | 2.47 | 4.21 | 1.80 | 5.00 | 23.0    |
| LU57-    | 1½"      | 8.95             | 2.72 | 4.44 | 2.05 | 5.45 | 28.3    |
| LU67-    | 2"       | 10.61            | 3.43 | 5.43 | 2.45 | 6.40 | 56.0    |

\* Metric size designator (ANSI C80.1-1994).

\*\* Dimensions shown are for uncoated conduit bodies.

## PVC-Coated Conduit Bodies and Fittings



### X Form 7 Ferrous Conduit Bodies with Covers

| CAT. NO.   | HUB SIZE* | DIMENSIONS (IN. AND MM)** |       |        |       |        | VOL. CAP. (CU.IN./CU.CM) |
|------------|-----------|---------------------------|-------|--------|-------|--------|--------------------------|
|            |           | A                         | B     | C      | D     | E      |                          |
| X17-<br>16 | ½"        | 5.60                      | 1.80  | 3.05   | .95   | 3.20   | 6.00                     |
|            |           | 142.24                    | 45.72 | 77.47  | 24.13 | 81.28  | 98.32                    |
| X27-<br>21 | ¾"        | 6.20                      | 2.00  | 3.30   | 1.15  | 3.80   | 9.10                     |
|            |           | 157.48                    | 50.80 | 83.82  | 29.21 | 96.52  | 149.12                   |
| X37-<br>27 | 1"        | 7.35                      | 2.30  | 3.80   | 1.35  | 4.55   | 16.90                    |
|            |           | 186.69                    | 58.42 | 96.52  | 34.29 | 115.57 | 276.94                   |
| X47-<br>35 | 1¼"       | 7.30                      | 2.30  | 3.85   | 1.80  | 5.00   | 19.30                    |
|            |           | 185.42                    | 58.42 | 97.79  | 45.72 | 127.00 | 316.27                   |
| X57-<br>41 | 1½"       | 8.60                      | 2.60  | 5.05   | 2.05  | 5.45   | 27.50                    |
|            |           | 218.44                    | 66.04 | 128.27 | 52.07 | 138.43 | 450.64                   |
| X67-<br>53 | 2"        | 9.50                      | 3.20  | 5.45   | 2.45  | 6.40   | 52.80                    |
|            |           | 241.30                    | 81.28 | 138.43 | 62.23 | 162.56 | 865.24                   |

### X Mark 9 Aluminum Conduit Bodies with Covers

| CAT. NO.   | HUB SIZE* | DIMENSIONS (IN. AND MM)** |       |       |       |        | VOL. CAP. (CU.IN./CU.CM) |
|------------|-----------|---------------------------|-------|-------|-------|--------|--------------------------|
|            |           | A                         | B     | C     | D     | E      |                          |
| X19-<br>16 | ½"        | 5.69                      | 2.91  | 1.75  | 1.00  | 3.31   | —                        |
|            |           | 144.46                    | 73.82 | 44.45 | 25.40 | 84.14  | —                        |
| X29-<br>21 | ¾"        | 6.28                      | 3.06  | 2.00  | 1.19  | 3.94   | —                        |
|            |           | 159.54                    | 77.79 | 50.80 | 30.16 | 100.01 | —                        |
| X39-<br>27 | 1"        | 7.31                      | 3.50  | 2.25  | 1.38  | 4.56   | —                        |
|            |           | 185.74                    | 88.90 | 57.15 | 34.93 | 115.89 | —                        |

### X Form 8 Ferrous Conduit Bodies with Covers

| CAT. NO.       | HUB SIZE* | DIMENSIONS (IN. AND MM)** |       |        |       |        | VOL. CAP. (CU.IN./CU.CM) |
|----------------|-----------|---------------------------|-------|--------|-------|--------|--------------------------|
|                |           | A                         | B     | C      | D     | E      |                          |
| X18-4X-<br>16  | ½"        | 5.69                      | 1.75  | 2.91   | 1.00  | 3.31   | 6.00                     |
|                |           | 144.46                    | 44.45 | 73.82  | 25.40 | 84.14  | 98.32                    |
| X28-4X-<br>21  | ¾"        | 6.28                      | 2.00  | 3.06   | 1.38  | 3.94   | 9.00                     |
|                |           | 159.54                    | 50.80 | 77.79  | 34.93 | 100.01 | 147.48                   |
| X38-4X-<br>27  | 1"        | 7.31                      | 2.25  | 3.50   | 1.38  | 4.56   | 15.00                    |
|                |           | 185.74                    | 57.15 | 88.90  | 34.93 | 115.89 | 245.81                   |
| X448-4X-<br>35 | 1¼"       | 8.50                      | 2.63  | 4.13   | 1.75  | 5.31   | 24.00                    |
|                |           | 215.90                    | 66.68 | 104.78 | 44.45 | 134.94 | 393.29                   |
| X58-4X-<br>41  | 1½"       | 10.38                     | 2.47  | 5.25   | 2.13  | 6.50   | 46.50                    |
|                |           | 263.53                    | 62.71 | 133.35 | 53.98 | 165.10 | 762.00                   |
| X68-4X-<br>53  | 2"        | 12.25                     | 3.56  | 6.25   | 3.00  | 8.56   | 88.00                    |
|                |           | 311.15                    | 90.49 | 158.75 | 76.20 | 217.49 | 1442.06                  |

### X Form 7 Aluminum Conduit Bodies with Covers

| CAT. NO.     | HUB SIZE* | DIMENSIONS (IN. AND MM)** |       |        |       |        | VOL. CAP. (CU.IN./CU.CM) |
|--------------|-----------|---------------------------|-------|--------|-------|--------|--------------------------|
|              |           | A                         | B     | C      | D     | E      |                          |
| X17SA-<br>16 | ½"        | 5.60                      | 1.80  | 3.05   | .95   | 3.20   | 6.00                     |
|              |           | 142.24                    | 45.72 | 77.47  | 24.13 | 81.28  | 98.32                    |
| X27SA-<br>21 | ¾"        | 6.20                      | 2.00  | 3.30   | 1.15  | 3.80   | 9.10                     |
|              |           | 157.48                    | 50.80 | 83.82  | 29.21 | 96.52  | 149.12                   |
| X37SA-<br>27 | 1"        | 7.35                      | 2.30  | 3.80   | 1.35  | 4.55   | 16.90                    |
|              |           | 186.69                    | 58.42 | 96.52  | 34.29 | 115.57 | 276.94                   |
| X47SA-<br>35 | 1¼"       | 7.30                      | 2.30  | 3.85   | 1.80  | 5.00   | 19.30                    |
|              |           | 185.42                    | 58.42 | 97.79  | 45.72 | 127.00 | 316.27                   |
| X57SA-<br>41 | 1½"       | 8.60                      | 2.60  | 5.05   | 2.05  | 5.45   | 27.50                    |
|              |           | 218.44                    | 66.04 | 128.27 | 52.07 | 138.43 | 450.64                   |
| X67SA-<br>53 | 2"        | 9.50                      | 3.20  | 5.45   | 2.45  | 6.40   | 52.80                    |
|              |           | 241.30                    | 81.28 | 138.43 | 62.23 | 162.56 | 865.24                   |

\* Metric size designator (ANSI C80.1-1994). \*\* Dimensions shown are for uncoated conduit bodies.

## PVC-Coated Conduit Bodies and Fittings

### Make 90° bends while allowing straight pulls! OCAL-BLUE® Double-Coat Pulling Elbows



LBD2200-G

LBD and LBH bodies are installed at 90° bends in rigid conduit to act as pull outlets for conductors that are stiff due to large size or type of insulation and to make 90° bends in conduit system while allowing straight wire pulls in either direction.

- Choose LBD series for ordinary locations and LBH series for hazardous locations
- Coated with a nominal .002" (2 mil) blue urethane on both interior and exterior
- Nominal .040" (40 mil) PVC coating bonded to exterior
- Pressure-sealing sleeves seal connections

| CAT. NO.                       | COLOR |
|--------------------------------|-------|
| <b>LBD1100-</b> _____          |       |
| _ = space for color identifier |       |
| G = Gray                       |       |
| W = White                      |       |
| B = Blue                       |       |
| Custom colors also available.  |       |

| ORDINARY LBD SERIES CAT. NO. | HAZARDOUS LBH SERIES** CAT. NO. | PIPE SIZE IN. METRIC SIZE DESIGNATOR* |
|------------------------------|---------------------------------|---------------------------------------|
| LBD1100-                     | LBH10-                          | 1/2<br>16                             |
| LBD2200-                     | LBH20-                          | 3/4<br>21                             |
| LBD3300-                     | LBH30-                          | 1<br>27                               |
| LBD4400-                     | LBH40-                          | 1 1/4<br>35                           |
| LBD5500-                     | LBH50-                          | 1 1/2<br>41                           |
| LBD6600-                     | LBH60-                          | 2<br>53                               |
| LBD7700-                     | LBH70-                          | 2 1/2<br>63                           |
| LBD8800-                     | LBH80-                          | 3<br>78                               |
| LBD9900-                     | LBH90-                          | 3 1/2<br>91                           |
| LBD10900-                    | LBH100-                         | 4<br>103                              |
| LBD012-                      | —                               | 5<br>129                              |
| LBD014-                      | —                               | 6<br>15                               |

\* Metric size designator (ANSI C80.1-1994).  
\*\* Ratings prior to PVC coating

Conduit & Fittings — Ocal® Corrosion-Resistant Conduit Systems



BC3-G Mogul



BLB4-G Mogul



BUB3-G Mogul

### OCAL-BLUE® Double-Coat Mogul Fittings

Install mogul fittings in conduit systems to act as pull outlets for conductors that are stiff due to large size or type of installation, to provide the longer openings needed when pulling large conductors, to prevent sharp bends and kinks in large conductors or to provide more splicing space.

- Nominal .002" (2 mil) blue urethane on both interior and exterior
- Nominal .040" (40 mil) PVC coating bonded to exterior
- Pressure-sealing sleeves protect connections



BG48-G Replacement Cover

| MOGUL FITTING WITH COVER AND GASKET |              |              |             | REPLACEMENT COVER BG | PIPE SIZE IN. METRIC SIZE DESIGNATOR* |
|-------------------------------------|--------------|--------------|-------------|----------------------|---------------------------------------|
| BC CAT. NO.                         | BLB CAT. NO. | BUB CAT. NO. | BT CAT. NO. | CAT. NO.             |                                       |
| BC3-                                | BLB3-        | BUB3-        | BT3-        | BG48-                | 1<br>27                               |
| BC4-                                | BLB4-        | BUB4-        | BT4-        | BG48-                | 1 1/4<br>35                           |
| BC5-                                | BLB5-        | BUB5-        | BT5-        | BG68-                | 1 1/2<br>41                           |
| BC6-                                | BLB6-        | BUB6-        | BT6-        | BG68-                | 2<br>53                               |
| BC7-                                | BLB7-        | BUB7-        | BT7-        | BG88-                | 2 1/2<br>63                           |
| BC8-                                | BLB8-        | BUB8-        | BT8-        | BG88-                | 3<br>78                               |
| BC9-                                | BLB9-        | BUB9-        | BT9-        | BG98-                | 3 1/2<br>91                           |
| BC10-                               | BLB10-       | BUB10-       | BT10-       | BG98-                | 4<br>103                              |

\* Metric size designator (ANSI C80.1-1994).

| CAT. NO.                       | COLOR |
|--------------------------------|-------|
| <b>BC3 -</b> _____             |       |
| _ = space for color identifier |       |
| G = Gray                       |       |
| W = White                      |       |
| B = Blue                       |       |
| Custom colors also available.  |       |

## PVC-Coated Conduit Bodies and Fittings

### Make 90° bends in limited space! OCAL-BLUE® Double-Coat Service Entrance Elbows

LBY Series elbows are installed in conduit systems to make 90° bends where space is limited, to act as pull outlets and to provide access to conductors for maintenance and future system changes.

- Nominal .002" (2 mil) blue urethane on both interior and exterior
- Nominal .040" (40 mil) PVC coating bonded to exterior
- Pressure-sealing sleeves protect connections



LBY25-G

| CAT. NO. | PIPE SIZE IN. METRIC SIZE DESIGNATOR* |
|----------|---------------------------------------|
| LBY15-__ | ½<br>16                               |
| LBY25-__ | ¾<br>21                               |
| LBY35-__ | 1<br>27                               |
| LBY45-__ | 1¼<br>35                              |
| LBY55-__ | 1½<br>41                              |



LBY25-G

\* Metric size designator (ANSI C80.1-1994).

| CAT. NO.                        | COLOR |
|---------------------------------|-------|
| <b>LBY15 -</b> ____             |       |
| __ = space for color identifier |       |
| <b>G</b> = Gray                 |       |
| <b>W</b> = White                |       |
| <b>B</b> = Blue                 |       |
| Custom colors also available.   |       |

### End or change directions in conduit runs.

### OCAL-BLUE® Double-Coat Malleable Elbows

EL Series elbows are installed at the end of conduit runs, in a box or a fitting hub to change direction in threaded rigid conduit run by 45° or 90° or when terminating at a box or fitting.

- Nominal .002" (2 mil) blue urethane on both interior and exterior
- Nominal .040" (40 mil) PVC coating bonded to exterior
- Pressure-sealing sleeves protect connections



| 90° MALE CAT. NO. | 90° FEMALE CAT. NO. | 90° MALE-FEMALE CAT. NO. | 45° FEMALE CAT. NO. | PIPE SIZE IN. METRIC SIZE DESIGNATOR* |
|-------------------|---------------------|--------------------------|---------------------|---------------------------------------|
| EL195-__          | EL19-__             | EL196-__                 | EL1-__              | ½<br>16                               |
| EL295-__          | EL29-__             | EL296-__                 | EL2-__              | ¾<br>21                               |
| EL395-__          | EL39-__             | EL396-__                 | EL3-__              | 1<br>27                               |
| —                 | EL49-__             | EL496-__                 | EL4-__              | 1¼<br>35                              |
| —                 | EL59-__             | —                        | EL5-__              | 1½<br>41                              |
| —                 | EL69-__             | —                        | EL6-__              | 2<br>53                               |
| —                 | EL79-__             | —                        | EL7-__              | 2½<br>63                              |
| —                 | —                   | —                        | EL8-__              | 3<br>78                               |
| —                 | —                   | —                        | EL9-__              | 3½<br>91                              |
| —                 | —                   | —                        | EL10-__             | 4<br>103                              |

\* Metric size designator (ANSI C80.1-1994).

| CAT. NO.                        | COLOR |
|---------------------------------|-------|
| <b>EL195 -</b> ____             |       |
| __ = space for color identifier |       |
| <b>G</b> = Gray                 |       |
| <b>W</b> = White                |       |
| <b>B</b> = Blue                 |       |
| Custom colors also available.   |       |



## PVC-Coated Conduit Bodies and Fittings

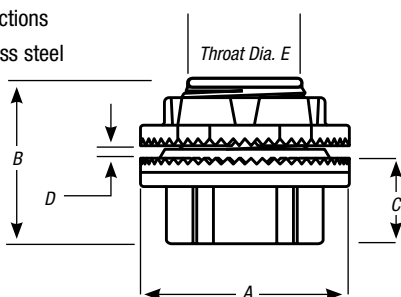
Unique sealing ring and groove design for optimum performance!

### OCAL-BLUE® Double-Coat and Stainless Steel Hubs

- Captive sealing ring won't buckle or slip during installation and provides a complete 360° seal — even when conduit isn't perpendicular to the enclosure
- Hexagonal/splined body and locknut enable fast and easy installation
- Insulated throat molded from 105° C-rated thermoplastic, UL94V0 flammability rated
- Sharper and deeper teeth provide a more penetrating bite for improved bonding to the enclosure
- Zinc or copper-free aluminum with a nominal .040" (40 mil) PVC coating bonded to exterior — in blue, white, gray or custom colors
- Pressure-sealing sleeves protect your connections
- Also available uncoated in 316-grade stainless steel



H050GRSST  
Stainless Steel  
Grounded Hub



HUB1-1/4-G  
PVC-Coated Zinc Hub

STG6-G  
PVC-Coated Zinc Grounded Hub

| CAT. NO.                       | COLOR |
|--------------------------------|-------|
| <b>HUB1 -</b> _____            |       |
| _ = space for color identifier |       |
| G = Gray                       |       |
| W = White                      |       |
| B = Blue                       |       |
| Custom colors also available.  |       |

### Knockout Hubs

| PVC-COATED ZINC HUB<br>CAT. NO. | PVC-COATED ALUMINUM HUB<br>CAT. NO. | PVC-COATED ZINC GROUNDED HUB<br>CAT. NO. | 316 STAINLESS GROUNDED HUB<br>CAT. NO. | PIPE SIZE<br>IN.<br>METRIC SIZE DESIGNATOR* |                          | DIMENSIONS (UNCOATED HUB) |        |      |       |      |       |     |      |      |        |     |    |
|---------------------------------|-------------------------------------|--|--|---|--------------------------|---------------------------|--------|------|-------|------|-------|-----|------|------|--------|-----|----|
|                                 |                                     |  |  | A (OVERALL DIA.)                            | D (MAX. PANEL THICKNESS) | E (THROAT DIA.)           | B      | C    | A     |      | D     |     | E    |      |        |     |    |
|                                 |                                     |  |  | IN.   | MM                       | IN.                       | MM     | IN.  | MM    | IN.  | MM    | IN. | MM   | IN.  | MM     | IN. | MM |
| HUB1/2-__                       | HUB1/2SA-__                         | STG1-__                                  | H050GRSST                              | ½   | 16                       | 1.44                      | 36.58  | 1.56 | 39.62 | .88  | 22.35 | .19 | 4.83 | .59  | 14.99  |     |    |
| HUB3/4-__                       | HUB3/4SA-__                         | STG2-__                                  | H075GRSST                              | ¾   | 21                       | 1.44                      | 36.58  | 1.59 | 40.39 | .91  | 23.11 | .19 | 4.83 | .78  | 19.81  |     |    |
| HUB1-__                         | HUB1SA-__                           | STG3-__                                  | H100GRSST                              | 1   | 27                       | 2.00                      | 50.80  | 1.81 | 45.97 | 1.06 | 26.92 | .25 | 6.35 | 1.00 | 25.40  |     |    |
| HUB1-1/4-__                     | HUB1-1/4SA-__                       | STG4-__                                  | H125GRSST                              | 1¼  | 35                       | 2.38                      | 60.45  | 1.88 | 47.75 | 1.06 | 26.92 | .25 | 6.35 | 1.31 | 33.27  |     |    |
| HUB1-1/2-__                     | HUB1-1/2SA-__                       | STG5-__                                  | H150GRSST                              | 1½  | 41                       | 2.75                      | 69.85  | 1.88 | 47.75 | 1.06 | 26.92 | .25 | 6.35 | 1.53 | 38.86  |     |    |
| HUB2-__                         | HUB2SA-__                           | STG6-__                                  | H200GRSST                              | 2   | 53                       | 3.25                      | 82.55  | 1.94 | 49.28 | 1.16 | 29.46 | .25 | 6.35 | 1.97 | 50.04  |     |    |
| HUB2-1/2-__                     | HUB2-1/2SA-__                       | STG7-__                                  | —                                      | 2½  | 63                       | 3.75                      | 95.25  | 2.56 | 65.02 | 1.56 | 39.62 | .25 | 6.35 | 2.41 | 61.21  |     |    |
| HUB3-__                         | HUB3SA-__                           | STG8-__                                  | —                                      | 3   | 78                       | 4.38                      | 111.25 | 2.44 | 61.98 | 1.59 | 40.39 | .25 | 6.35 | 2.97 | 75.44  |     |    |
| HUB3-1/2-__                     | HUB3-1/2SA-__                       | STG9-__                                  | —                                      | 3½  | 91                       | 5.00                      | 127.00 | 2.72 | 69.09 | 1.63 | 41.40 | .25 | 6.35 | 3.41 | 86.61  |     |    |
| HUB4-__                         | HUB4SA-__                           | STG10-__                                 | —                                      | 4   | 103                      | 5.50                      | 139.70 | 2.72 | 69.09 | 1.63 | 41.40 | .25 | 6.35 | 3.88 | 98.55  |     |    |
| HUB5-__                         | HUB5SA-__                           | STG11-__                                 | —                                      | 5   | 129                      | 6.88                      | 174.75 | 3.03 | 76.96 | 1.94 | 49.28 | .25 | 6.35 | 4.94 | 125.48 |     |    |
| HUB6-__                         | HUB6SA-__                           | STG12-__                                 | —                                      | 6   | 155                      | 7.69                      | 195.33 | 3.16 | 80.26 | 2.00 | 50.80 | .31 | 7.87 | 6.00 | 152.40 |     |    |

### T&B® Grounding and Bonding Locknuts for Hubs

- Available in zinc, copper-free aluminum or 316 stainless steel
- UL® File No. E-3060, CSA File No. 4484
- Use as replacement locknuts for the hubs featured above



| ZINC<br>CAT. NO. | ALUMINUM<br>CAT. NO. | 316 STAINLESS<br>CAT. NO. | PIPE SIZE |                         | DIAMETER |        | HEIGHT |       | GROUND SCREW | MAX. COND. SIZE |        |
|------------------|----------------------|---------------------------|-----------|-------------------------|----------|--------|--------|-------|--------------|-----------------|--------|
|                  |                      |                           | IN.       | METRIC SIZE DESIGNATOR* | IN.      | MM     | IN.    | MM    |              | AWG             | SQ. MM |
| L050GR-TB        | L050GRA-TB           | L050GRSST                 | ½         | 16                      | 1.50     | 38.10  | .41    | 10.41 | #10-32 x ¼"  | #10             | 6      |
| L075GR-TB        | L075GRA-TB           | L075GRSST                 | ¾         | 21                      | 1.69     | 42.93  | .41    | 10.41 | #10-32 x ¼"  | #10             | 6      |
| L100GR-TB        | L100GRA-TB           | L100GRSST                 | 1         | 27                      | 2.00     | 50.80  | .41    | 10.41 | #10-32 x ¼"  | #10             | 6      |
| L125GR-TB        | L125GRA-TB           | L125GRSST                 | 1¼        | 35                      | 2.38     | 60.45  | .47    | 11.94 | ¼-20 x ¼"    | #10             | 6      |
| L150GR-TB        | L150GRA-TB           | L150GRSST                 | 1½        | 41                      | 2.75     | 69.85  | .47    | 11.94 | ¼-20 x ⅝"    | #8              | 10     |
| L200GR-TB        | L200GRA-TB           | L200GRSST                 | 2         | 53                      | 3.25     | 82.55  | .47    | 11.94 | ¼-20 x ⅝"    | #8              | 10     |
| L250GR-TB        | L250GRA-TB           | —                         | 2½        | 63                      | 3.75     | 95.25  | .69    | 17.53 | ¼-20 x ⅝"    | #6              | 16     |
| L300GR-TB        | L300GRA-TB           | —                         | 3         | 78                      | 4.38     | 111.25 | .72    | 18.29 | ¼-20 x ⅝"    | #6              | 16     |
| L350GR-TB        | L350GRA-TB           | —                         | 3½        | 91                      | 5.00     | 127.00 | .72    | 18.29 | ¼-20 x ⅝"    | #6              | 16     |
| L400GR-TB        | L400GRA-TB           | —                         | 4         | 103                     | 5.50     | 139.70 | .72    | 18.29 | ¼-20 x ⅝"    | #4              | 25     |
| L500GR-TB        | L500GRA-TB           | —                         | 5         | 129                     | 6.63     | 168.40 | .72    | 18.29 | ⅜-16 x ⅝"    | #2              | 35     |
| L600GR-TB        | L600GRA-TB           | —                         | 6         | 155                     | 7.69     | 195.33 | .72    | 18.29 | ⅜-16 x ⅝"    | #1              | 50     |

\* Metric size designator (ANSI C80.1-1994).

## PVC-Coated Conduit Bodies and Fittings

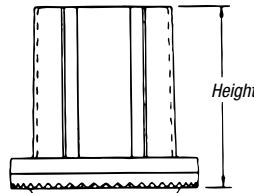
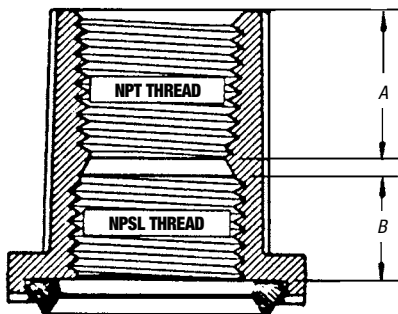
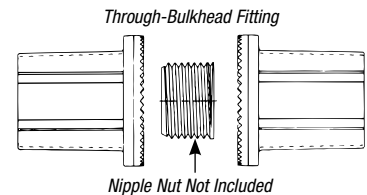
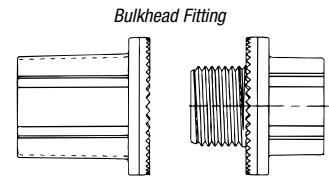
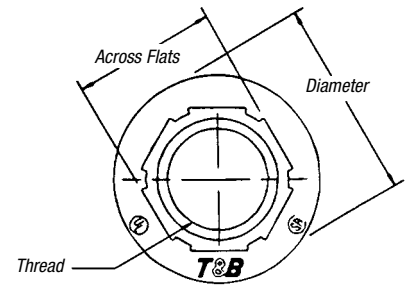
In bulkhead and through-bulkhead styles!

### Ocal® PVC-Coated Bulkhead Fittings



STTB2-G  
Bulkhead Fitting

STTTB2-G  
Through-Bulkhead  
Fitting



- Zinc body and locknut with thermoplastic insulating throat and nitrile sealing ring
- Nominal .040" (40 mil) PVC coating bonded to exterior — in blue, white, gray or custom colors
- Pressure-sealing sleeves protect your connections

| CAT. NO.                        | COLOR |
|---------------------------------|-------|
| <b>STTB1-__</b>                 |       |
| __ = space for color identifier |       |
| G = Gray                        |       |
| W = White                       |       |
| B = Blue                        |       |
| Custom colors also available.   |       |

| BULKHEAD FITTING CAT. NO. | THROUGH-BULKHEAD FITTING CAT. NO. | PIPE SIZE IN. METRIC SIZE DESIGNATOR* | THREAD | HEIGHT IN. MM | DIA. IN. MM | ACROSS FLATS IN. MM | "A" IN. MM | "B" IN. MM |
|---------------------------|-----------------------------------|---------------------------------------|--------|---------------|-------------|---------------------|------------|------------|
| STTB1-__                  | STTTB1-__                         | ½                                     | ½-14   | 1.41          | 1.44        | 1.00                | .75        | .50        |
|                           |                                   | 16                                    | —      | 35.72         | 36.51       | 25.40               | 19.05      | 12.70      |
| STTB2-__                  | STTTB2-__                         | ¾                                     | ¾-14   | 1.47          | 1.69        | 1.25                | .78        | .53        |
|                           |                                   | 21                                    | —      | 37.31         | 42.86       | 31.75               | 19.84      | 13.49      |
| STTB3-__                  | STTTB3-__                         | 1                                     | 1-11½  | 1.69          | 2.00        | 1.53                | .91        | .59        |
|                           |                                   | 27                                    | —      | 42.86         | 50.80       | 38.89               | 23.02      | 15.08      |
| STTB4-__                  | STTTB4-__                         | 1¼                                    | 1¼-11½ | 1.78          | 2.38        | 1.84                | .91        | .66        |
|                           |                                   | 35                                    | —      | 45.24         | 60.33       | 46.83               | 23.02      | 16.67      |
| STTB5-__                  | STTTB5-__                         | 1½                                    | 1½-11½ | 1.81          | 2.75        | 1.13                | .91        | .66        |
|                           |                                   | 41                                    | —      | 46.04         | 69.85       | 28.58               | 23.02      | 16.67      |
| STTB6-__                  | STTTB6-__                         | 2                                     | 2-11½  | 1.84          | 3.25        | 2.63                | .94        | .66        |
|                           |                                   | 53                                    | —      | 46.83         | 82.55       | 66.68               | 23.81      | 16.67      |
| STTB7-__                  | —                                 | 2½                                    | 2½-8   | 2.28          | 3.75        | 3.13                | 1.22       | .88        |
|                           |                                   | 63                                    | —      | 57.94         | 95.25       | 79.38               | 30.96      | 22.23      |
| STTB8-__                  | —                                 | 3                                     | 3-8    | 2.56          | 4.38        | 3.78                | 1.19       | .91        |
|                           |                                   | 78                                    | —      | 65.09         | 111.13      | 96.04               | 30.16      | 23.02      |
| STTB9-__                  | —                                 | 3½                                    | 3½-8   | 2.56          | 5.00        | 4.28                | 1.38       | .88        |
|                           |                                   | 91                                    | —      | 65.09         | 127.00      | 108.74              | 34.93      | 22.23      |
| STTB10-__                 | —                                 | 4                                     | 4-8    | 2.56          | 5.50        | 4.84                | 1.38       | .88        |
|                           |                                   | 103                                   | —      | 65.09         | 139.70      | 123.03              | 34.93      | 22.23      |
| STTB11-__                 | —                                 | 5                                     | 5-8    | 2.72          | 6.63        | 5.91                | 1.47       | .88        |
|                           |                                   | 129                                   | —      | 69.06         | 168.28      | 150.02              | 37.31      | 22.23      |
| STTB12-__                 | —                                 | 6                                     | 6-8    | 3.00          | 7.69        | 7.03                | 1.50       | .97        |
|                           |                                   | 155                                   | —      | 76.20         | 195.26      | 178.58              | 38.10      | 24.61      |

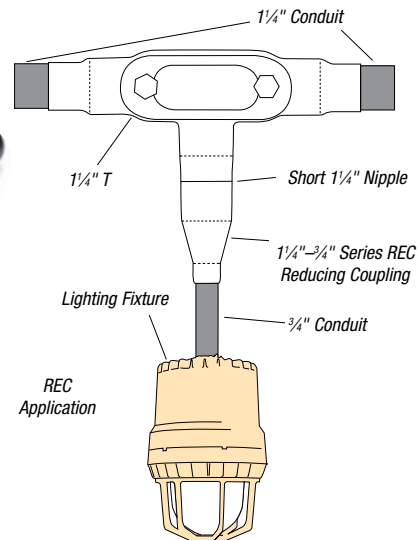
\* Metric size designator (ANSI C80.1-1994).  
Dimensions shown are for uncoated fittings.

## PVC-Coated Conduit Bodies and Fittings

### Easily join two different sizes of conduit!

#### OCAL-BLUE® Double-Coat Reducing Couplings

- Integral bushings in both ends prevent damage to wires
- Funnel-shaped interior guides wires from large to small conduit, making them easier to pull
- Nominal .002" (2 mil) blue urethane coating on both interior and exterior
- Nominal .040" (40 mil) PVC coating bonded to exterior
- Pressure-sealing sleeves protect connections



| CAT. NO.          | PIPE SIZE IN.<br>METRIC SIZE DESIGNATOR* |       |
|-------------------|--|-------|
|                   | A  | B     |
| REC21- <u>  </u>  | 3/4                                      | 1/2   |
|                   | 21                                       | 16    |
| REC31- <u>  </u>  | 1  | 1/2   |
|                   | 27                                       | 16    |
| REC32- <u>  </u>  | 1  | 3/4   |
|                   | 27                                       | 21    |
| REC42- <u>  </u>  | 1 1/4                                    | 3/4   |
|                   | 35                                       | 21    |
| REC43- <u>  </u>  | 1 1/4                                    | 1     |
|                   | 35                                       | 27    |
| REC52- <u>  </u>  | 1 1/2                                    | 3/4   |
|                   | 41                                       | 21    |
| REC53- <u>  </u>  | 1 1/2                                    | 1     |
|                   | 41                                       | 27    |
| REC54- <u>  </u>  | 1 1/2                                    | 1 1/4 |
|                   | 41                                       | 35    |
| REC602- <u>  </u> | 2  | 3/4   |
|                   | 53                                       | 21    |

| CAT. NO.            | PIPE SIZE IN.<br>METRIC SIZE DESIGNATOR* |       |
|---------------------|--|-------|
|                     | A  | B     |
| REC603- <u>  </u>   | 2  | 1     |
|                     | 53                                       | 27    |
| REC604- <u>  </u>   | 2  | 1 1/4 |
|                     | 53                                       | 35    |
| REC605- <u>  </u>   | 2  | 1 1/2 |
|                     | 53                                       | 41    |
| REC75- <u>  </u>    | 2 1/2                                    | 1 1/2 |
|                     | 63                                       | 41    |
| REC86- <u>  </u>    | 3  | 2     |
|                     | 78                                       | 53    |
| REC97- <u>  </u>    | 3 1/2                                    | 2 1/2 |
|                     | 91                                       | 63    |
| REC108- <u>  </u>   | 4  | 3     |
|                     | 103                                      | 78    |
| REC01210- <u>  </u> | 5  | 4     |
|                     | 129                                      | 103   |

\* Metric size designator (ANSI C80.1-1994).

| CAT. NO.                      | COLOR                        |
|-------------------------------|------------------------------|
| <b>REC21-<u>  </u></b>        |                              |
| <u>  </u>                     | = space for color identifier |
| <b>G</b>                      | = Gray                       |
| <b>W</b>                      | = White                      |
| <b>B</b>                      | = Blue                       |
| Custom colors also available. |                              |

### Reduce a conduit hub to a smaller size.

#### OCAL-BLUE® Urethane-Coated Reducing Bushings

| CAT. NO. | PIPE SIZE IN.<br>METRIC SIZE DESIGNATOR* |            |
|----------|--|------------|
|          | A - MALE                                 | B - FEMALE |
| RE21-G   | 3/4                                      | 1/2        |
|          | 21                                       | 16         |
| RE31-G   | 1  | 1/2        |
|          | 27                                       | 16         |
| RE32-G   | 1  | 3/4        |
|          | 27                                       | 21         |
| RE41-G   | 1 1/4                                    | 1/2        |
|          | 35                                       | 16         |
| RE42-G   | 1 1/4                                    | 3/4        |
|          | 35                                       | 21         |
| RE43-G   | 1 1/4                                    | 1          |
|          | 35                                       | 21         |
| RE51-G   | 1 1/2                                    | 1/2        |
|          | 41                                       | 16         |
| RE52-G   | 1 1/2                                    | 3/4        |
|          | 41                                       | 21         |

| CAT. NO. | PIPE SIZE IN.<br>METRIC SIZE DESIGNATOR* |            |
|----------|--|------------|
|          | A - MALE                                 | B - FEMALE |
| RE53-G   | 1 1/2                                    | 1          |
|          | 41                                       | 27         |
| RE54-G   | 1 1/2                                    | 1 1/4      |
|          | 41                                       | 35         |
| RE61-G   | 2  | 1/2        |
|          | 53                                       | 16         |
| RE62-G   | 2  | 3/4        |
|          | 53                                       | 21         |
| RE63-G   | 2  | 1          |
|          | 53                                       | 27         |
| RE64-G   | 2  | 1 1/4      |
|          | 53                                       | 35         |
| RE65-G   | 2  | 1 1/2      |
|          | 53                                       | 41         |
| RE73-G   | 2 1/2                                    | 1          |
|          | 63                                       | 27         |

| CAT. NO. | PIPE SIZE IN.<br>METRIC SIZE DESIGNATOR* |            |
|----------|--|------------|
|          | A - MALE                                 | B - FEMALE |
| RE74-G   | 2 1/2                                    | 1 1/4      |
|          | 63                                       | 35         |
| RE75-G   | 2 1/2                                    | 1 1/2      |
|          | 63                                       | 41         |
| RE76-G   | 2 1/2                                    | 2          |
|          | 63                                       | 53         |
| RE83-G   | 3  | 1          |
|          | 78                                       | 27         |
| RE84-G   | 3  | 1 1/4      |
|          | 78                                       | 35         |
| RE85-G   | 3  | 1 1/2      |
|          | 78                                       | 41         |
| RE86-G   | 3  | 2          |
|          | 78                                       | 53         |
| RE87-G   | 3  | 2 1/2      |
|          | 78                                       | 63         |



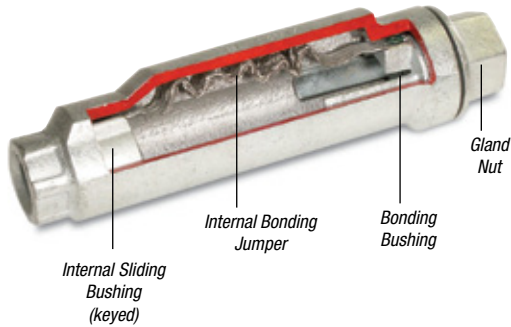
| CAT. NO. | PIPE SIZE IN.<br>METRIC SIZE DESIGNATOR* |            |
|----------|--|------------|
|          | A - MALE                                 | B - FEMALE |
| RE96-G   | 3 1/2                                    | 2          |
|          | 91                                       | 53         |
| RE97-G   | 3 1/2                                    | 2 1/2      |
|          | 91                                       | 63         |
| RE98-G   | 3 1/2                                    | 3          |
|          | 91                                       | 78         |
| RE106-G  | 4  | 2          |
|          | 103                                      | 53         |
| RE107-G  | 4  | 2 1/2      |
|          | 103                                      | 63         |
| RE108-G  | 4  | 3          |
|          | 103                                      | 78         |

\* Metric size designator (ANSI C80.1-1994).

## PVC-Coated Conduit Bodies and Fittings



8" Movement  
Coupling shown uncoated



Coupling shown uncoated

### Innovative Design Makes Installations Easier.

- No disassembly necessary to install
- Fast, simple and requires fewer steps
- True internal bonding jumper — no external grounding strap required
- Tamper-proof internal jumper protected from the environment
- Exceeds code requirements for long conduit runs to permit linear movement

No disassembly required.

## Ocal® PVC-Coated XJG Rigid Conduit Expansion Coupling

When you install a rigid expansion coupling in a long conduit run, you normally need three hands, two strong backs and lots of patience. Now you can relax.

With the no-hassle XJG Rigid Conduit Expansion Coupling, installation's just a few turns and you're done.

The XJG Rigid Conduit Expansion Coupling features innovations that provide convenience to the installer, saving time and money on the job. No disassembly is needed during installation, requiring fewer tools and less opportunity for lost pieces. It also features a true internal bonding jumper, eliminating the need for external jumpers, so there are fewer parts to buy and install.

If you need a fitting that can give and take without a lot of hassle, reach for the XJG Rigid Conduit Expansion Coupling. It's the latest breakthrough in the industry's leading line of conduit fittings.



1

Slide the fitting onto the conduit until it stops at the internal sliding bushing. Tighten and you're ready. No parts to reassemble!



2

With a wrench, tighten the gland nut to create a raintight seal around the conduit.




3

Thread the next length of conduit into the other end of the fitting and tighten. You're done!



## PVC-Coated Conduit Bodies and Fittings



Coupling shown uncoated

### PVC-Coated XJG Rigid Conduit Expansion Couplings

| CAT NO.         | PIPE SIZE IN.<br>METRIC SIZE<br>DESIGNATOR* | MOVEMENT<br>IN.<br>MM | A<br>DIAMETER<br>IN. MM | B<br>LENGTH<br>IN. MM | C<br>HEIGHT<br>IN. MM |
|-----------------|---|-----------------------|-------------------------|-----------------------|-----------------------|
| XJG24-<br>21    | ¾<br>21                                     | 4.00<br>101.60        | 2.43<br>61.72           | 10.00<br>254.00       | 2.75<br>69.85         |
| XJG28-<br>21    | ¾<br>21                                     | 8.00<br>203.20        | 2.43<br>61.72           | 14.00<br>355.60       | 2.75<br>69.85         |
| XJG34-<br>27    | 1<br>27                                     | 4.00<br>101.60        | 2.67<br>67.82           | 10.00<br>254.00       | 2.99<br>75.95         |
| XJG38-<br>27    | 1<br>27                                     | 8.00<br>203.20        | 2.67<br>67.82           | 14.00<br>355.60       | 2.99<br>75.95         |
| XJG44-<br>35    | 1¼<br>35                                    | 4.00<br>101.60        | 3.36<br>85.34           | 10.56<br>268.22       | 3.68<br>93.47         |
| XJG48-<br>35    | 1¼<br>35                                    | 8.00<br>203.20        | 3.36<br>85.34           | 14.56<br>369.82       | 3.68<br>93.47         |
| XJG54-<br>41    | 1½<br>41                                    | 4.00<br>101.60        | 3.36<br>85.34           | 10.56<br>268.22       | 3.68<br>93.47         |
| XJG58-<br>41    | 1½<br>41                                    | 8.00<br>203.20        | 3.36<br>85.34           | 14.56<br>369.82       | 3.68<br>93.47         |
| XJG64-<br>53    | 2<br>53                                     | 4.00<br>101.60        | 3.86<br>98.04           | 11.25<br>285.75       | 4.18<br>106.17        |
| XJG68-<br>53    | 2<br>53                                     | 8.00<br>203.20        | 3.86<br>98.04           | 15.25<br>387.35       | 4.18<br>106.17        |
| XJG74-<br>63    | 2½<br>63                                    | 4.00<br>101.60        | 4.96<br>125.98          | 12.12<br>307.85       | 5.25<br>133.35        |
| XJG78-<br>63    | 2½<br>63                                    | 8.00<br>203.20        | 4.96<br>125.98          | 16.12<br>409.45       | 5.25<br>133.35        |
| XJG84-<br>78    | 3<br>78                                     | 4.00<br>101.60        | 4.96<br>125.98          | 12.12<br>307.85       | 5.25<br>133.35        |
| XJG88-<br>78    | 3<br>78                                     | 8.00<br>203.20        | 4.96<br>125.98          | 16.12<br>409.45       | 5.25<br>133.35        |
| XJG94-<br>91    | 3½<br>91                                    | 4.00<br>101.60        | 6.37<br>161.80          | 12.87<br>326.90       | 6.75<br>171.45        |
| XJG98-<br>91    | 3½<br>91                                    | 8.00<br>203.20        | 6.37<br>161.80          | 16.87<br>428.50       | 6.75<br>171.45        |
| XJG104-<br>103  | 4<br>103                                    | 4.00<br>101.60        | 6.37<br>161.80          | 12.87<br>326.90       | 6.75<br>171.45        |
| XJG108-<br>103  | 4<br>103                                    | 8.00<br>203.20        | 6.37<br>161.80          | 16.87<br>428.50       | 6.75<br>171.45        |
| XJG1208-<br>129 | 5<br>129                                    | 8.00<br>203.20        | 7.99<br>161.80          | 18.87<br>479.30       | 8.56<br>217.42        |




\* Metric size designator (ANSI C80.1 - 1994).  
Dimensions shown are for uncoated coupling.



XJG24-G  
4" Movement

#### Standard Materials/Finish

- Body/Finish: Ductile iron with nominal 40-mil PVC exterior coating
- Internal Bonding Jumper: Tinned copper braid

| CAT. NO.                      | COLOR   |
|-------------------------------|---|
| <b>XJG24-</b> _               |   |
| _                             | = space for color identifier  |
| G                             | = Gray   |
| W                             | = White  |
| B                             | = Blue   |
| Custom colors also available. |   |

## PVC-Coated Conduit Bodies and Fittings

The ultimate liquidtight solution for corrosive environments!

### Ocal® PVC-Coated Liquidtight Conduit Connectors



Ocal PVC-Coated Liquidtight Fittings – Straight (top left), 45° Angled (above) and 90° Angled (left).

- Nominal .040" (40 mil) PVC coating bonded to exterior — available in gray, white, blue or custom colors
- Pressure-sealing sleeves protect the connection
- Ocal® uses only genuine T&B® liquidtight fittings to ensure quality installations

| CAT. NO.               | MATERIAL                             | COLOR     |
|------------------------|--------------------------------------|-----------|
| <b>ST3/4</b> _ _ - _ _ |                                      |           |
|                        | Blank = Steel/Iron                   | G = Gray  |
|                        | SA = Aluminum                        | W = White |
|                        | G in Cat. No. designates ground lug. | B = Blue  |
|                        | Custom colors also available.        |           |

#### Non-Grounding Connectors

| PVC-COATED STEEL STRAIGHT CAT. NO. | PVC-COATED ALUMINUM STRAIGHT CAT. NO. | PVC-COATED STEEL 45° CAT. NO. | PVC-COATED STEEL 90° CAT. NO. | PVC-COATED ALUMINUM 90° CAT. NO. | PIPE SIZE IN. METRIC SIZE DESIGNATOR* |
|------------------------------------|---------------------------------------|-------------------------------|-------------------------------|----------------------------------|---------------------------------------|
| ST3/8-                             | ST3/8SA-                              | ST3/845-                      | ST3/890-                      | ST3/890SA-                       | 3/8<br>12                             |
| ST1/2-                             | ST1/2SA-                              | ST1/245-                      | ST1/290-                      | ST1/290SA-                       | 1/2<br>16                             |
| ST3/4-                             | ST3/4SA-                              | ST3/445-                      | ST3/490-                      | ST3/490SA-                       | 3/4<br>21                             |
| ST1-                               | ST1SA-                                | ST145-                        | ST190-                        | ST190SA-                         | 1<br>27                               |
| ST1-1/4-                           | ST1-1/4SA-                            | ST1-1/445-                    | ST1-1/490-                    | ST1-1/490SA-                     | 1 1/4<br>35                           |
| ST1-1/2-                           | ST1-1/2SA-                            | ST1-1/245-                    | ST1-1/290-                    | ST1-1/290SA-                     | 1 1/2<br>41                           |
| ST2-                               | ST2SA-                                | ST245-                        | ST290-                        | ST290SA-                         | 2<br>53                               |
| ST2-1/2-                           | ST2-1/2SA-                            | ST2-1/245-                    | ST2-1/290-                    | ST2-1/290SA-                     | 2 1/2<br>63                           |
| ST3-                               | ST3SA-                                | ST345-                        | ST390-                        | ST390SA-                         | 3<br>78                               |
| ST4-                               | ST4SA-                                | ST445-                        | ST490-                        | ST490SA-                         | 4<br>103                              |

\* Metric size designator (ANSI C80.1-1994).

#### Connectors with Grounding Lug

| PVC-COATED STEEL STRAIGHT CAT. NO. | PVC-COATED STEEL 45° CAT. NO. | PVC-COATED STEEL 90° CAT. NO. | PIPE SIZE IN. METRIC SIZE DESIGNATOR* |
|------------------------------------|-------------------------------|-------------------------------|---------------------------------------|
| ST3/8G-                            | ST3/845G-                     | ST3/890G-                     | 3/8<br>12                             |
| ST1/2G-                            | ST1/245G-                     | ST1/290G-                     | 1/2<br>16                             |
| ST3/4G-                            | ST3/445G-                     | ST3/490G-                     | 3/4<br>21                             |
| ST1G-                              | ST145G-                       | ST190G-                       | 1<br>27                               |
| ST1-1/4G-                          | ST1-1/445G-                   | ST1-1/490G-                   | 1 1/4<br>35                           |
| ST1-1/2G-                          | ST1-1/245G-                   | ST1-1/290G-                   | 1 1/2<br>41                           |
| ST2G-                              | ST245G-                       | ST290G-                       | 2<br>53                               |
| ST2-1/2G-                          | ST2-1/245G-                   | ST2-1/290G-                   | 2 1/2<br>63                           |
| ST3G-                              | ST345G-                       | ST390G-                       | 3<br>78                               |
| ST4G-                              | ST445G-                       | ST490G-                       | 4<br>103                              |

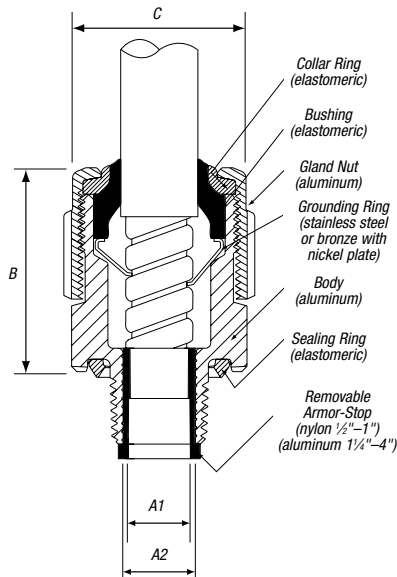
\* Metric size designator (ANSI C80.1-1994).

## PVC-Coated Conduit Bodies and Fittings

The ideal fitting for jacketed metal-clad cable in ordinary locations!

### OCAL-BLUE® Double-Coat STAR TECK EXTREME® STE Series Fittings for Ordinary Locations

- Provides a means for passing armored and metal-clad jacketed cables through a bulkhead or enclosure
- Forms a mechanical grip and water- and/or oil-resistant termination
- Provides grounding continuity of cable armor
- Removable armor stop accommodates a wide range of cable sizes
- Features built-in sealing device and jacket stripping gauge, elastomeric collar ring/bushing and grounding ring
- Aluminum construction
- Nominal .002" (2 mil) blue urethane coating on both interior and exterior
- Nominal .040" (40 mil) PVC coating bonded to exterior



| CAT. NO.        | COLOR                                 |
|-----------------|---------------------------------------|
| <b>STE050 -</b> |                                       |
|                 | <b>— = space for color identifier</b> |
|                 | <b>G = Gray</b>                       |
|                 | <b>W = White</b>                      |
|                 | <b>B = Blue</b>                       |
|                 | Custom colors also available.         |



#### PVC-Coated STE Series Fittings for Ordinary Locations

| CAT. NO.    | HUB SIZE IN.<br>METRIC SIZE<br>DESIGNATOR** | STRIP<br>LENGTH<br>IN. MM | GLAND<br>TORQUE<br>LB.-IN. NM | RANGE OVER JACKET |                | RANGE OVER ARMOR |                | A1: THROAT<br>DIA. MIN.<br>W/END STOP<br>IN. MM | A2: THROAT<br>DIA. MIN. W/O<br>END STOP IN.<br>MM | B<br>OVERALL HEIGHT<br>IN. MM | C<br>MAX. WIDTH<br>IN. MM |
|-------------|---|---------------------------|-------------------------------|-------------------|----------------|------------------|----------------|---|---|-------------------------------|---------------------------|
|             |   |                           |                               | MIN.<br>IN. MM    | MAX.<br>IN. MM | MIN.<br>IN. MM   | MAX.<br>IN. MM |   |   |                               |                           |
| ST050-462-* | 1/2   | 1.25                      | 300                           | .53               | .65            | .42              | .57            | N/A***  | .40   | 2.02                          | 1.22                      |
|             | 16  | 31.75                     | 33.90                         | 13.46             | 16.51          | 10.67            | 14.48          | N/A***  | 10.16   | 51.31                         | 30.99                     |
| STE050-*    | 1/2   | 1.25                      | 300                           | .60               | .99            | .52              | .90            | .51   | .61   | 2.65                          | 1.63                      |
|             | 16  | 31.75                     | 33.90                         | 15.24             | 25.15          | 13.21            | 22.86          | 12.95   | 15.49   | 67.31                         | 41.40                     |
| STE075-*    | 3/4   | 1.25                      | 600                           | .86               | 1.21           | .78              | 1.13           | .66   | .82   | 2.90                          | 2.08                      |
|             | 21  | 31.75                     | 67.79                         | 21.84             | 30.73          | 19.81            | 28.70          | 16.76   | 20.83   | 73.66                         | 52.83                     |
| STE100-*    | 1   | 1.25                      | 700                           | .95               | 1.38           | .87              | 1.30           | .79   | 1.04  | 3.02                          | 2.30                      |
|             | 27  | 31.75                     | 79.09                         | 24.13             | 35.05          | 22.10            | 33.02          | 20.07   | 26.42   | 76.71                         | 58.42                     |
| STE125-*    | 1 1/4                                       | 1.25                      | 1000                          | 1.15              | 1.63           | .99              | 1.47           | .97   | 1.25  | 4.01                          | 2.82                      |
|             | 35  | 31.75                     | 112.98                        | 29.21             | 41.40          | 25.15            | 37.34          | 24.64   | 31.75   | 101.85                        | 71.63                     |
| STE150-*    | 1 1/2                                       | 1.75                      | 1200                          | 1.44              | 1.97           | 1.28             | 1.81           | 1.26  | 1.56  | 4.29                          | 3.25                      |
|             | 41  | 44.45                     | 135.58                        | 36.58             | 50.04          | 32.51            | 45.97          | 32.00   | 39.62   | 108.97                        | 82.55                     |
| STE200-*    | 2   | 1.75                      | 1600                          | 1.83              | 2.38           | 1.67             | 2.22           | 1.65  | 2.00  | 4.12                          | 3.60                      |
|             | 53  | 44.45                     | 180.78                        | 46.48             | 60.45          | 42.42            | 56.39          | 41.91   | 50.80   | 104.65                        | 91.44                     |
| STE250-     | 2 1/2                                       | 2.50                      | 1600                          | 2.27              | 2.81           | 2.11             | 2.68           | 2.08  | 2.42  | 5.32                          | 4.75                      |
|             | 63  | 63.50                     | 180.78                        | 57.66             | 71.37          | 53.59            | 68.07          | 52.83   | 61.47   | 135.13                        | 120.65                    |
| STE300-     | 3   | 2.50                      | 1600                          | 2.67              | 3.27           | 2.55             | 3.15           | 2.53  | 2.89  | 5.40                          | 5.40                      |
|             | 78  | 63.50                     | 180.78                        | 67.82             | 83.06          | 64.77            | 80.01          | 64.26   | 73.41   | 137.16                        | 137.16                    |
| STE350-     | 3 1/2                                       | 2.50                      | 1600                          | 3.22              | 3.87           | 3.09             | 3.64           | 3.07  | 3.46  | 5.36                          | 5.90                      |
|             | 91  | 63.50                     | 180.78                        | 81.79             | 98.30          | 78.49            | 92.46          | 77.98   | 87.88   | 136.14                        | 149.86                    |
| STE400-     | 4   | 2.50                      | 1600                          | 3.67              | 4.34           | 3.55             | 4.23           | 3.53  | 3.94  | 5.42                          | 6.40                      |
|             | 103   | 63.50                     | 180.78                        | 93.22             | 110.27         | 90.17            | 107.44         | 89.66   | 100.08  | 137.67                        | 162.56                    |

\*These products are UL® Listed UL84H3 and watertight NEMA Type 6P.


\*\*Metric size designator (ANSI C80.1-1994).

\*\*\*This fitting does not have a removable armor stop.

## PVC-Coated Boxes and Covers

Variety of styles offers versatility!

### OCAL-BLUE® Double-Coat FS and FD Series Device Boxes



Install these boxes in conduit systems to accommodate wiring devices, act as pull boxes for conductors, provide openings to make splices and taps and provide access to conductors for maintenance and future system changes.

- Cast class 30 gray iron alloy boxes
- Coated with a nominal .002" (2 mil) blue urethane on both the interior and exterior before PVC coating is applied
- Nominal .040" (40 mil) PVC coating bonded to exterior
- PVC coating available in your choice of blue, white or gray with custom colors available on request
- Pressure-sealing sleeves protect connections with conduit

| CAT. NO.    | COLOR                           |
|-------------|---------------------------------|
| <b>FS1-</b> | _____                           |
|             | __ = space for color identifier |
|             | <b>G</b> = Gray                 |
|             | <b>W</b> = White                |
|             | <b>B</b> = Blue                 |
|             | Custom colors also available.   |

| DEAD END CAT. NO.  | FEED-THRU CAT. NO. | HUB RIGHT CAT. NO. | HUB LEFT CAT. NO. | STYLE   | PIPE SIZE IN. METRIC SIZE DESIGNATOR* |
|--------------------|--------------------|--------------------|-------------------|---------|---------------------------------------|
| <b>Single-Gang</b> |                    |                    |                   |         |                                       |
| FS1-__             | FSC1-__            | FSR1-__            | FSL1-__           | Shallow | ½<br>16                               |
| FS2-__             | FSC2-__            | FSR2-__            | FSL2-__           | Shallow | ¾<br>21                               |
| FS3-__             | FSC3-__            | —                  | —                 | Shallow | <b>1</b><br>27                        |
| FD1-__             | FDC1-__            | FDR1-__            | FDL1-__           | Deep    | ½<br>16                               |
| FD2-__             | FDC2-__            | FDR2-__            | FDL2-__           | Deep    | ¾<br>21                               |
| FD3-__             | FDC3-__            | —                  | —                 | Deep    | <b>1</b><br>27                        |
| —                  | FSCC2-__           | —                  | —                 | Shallow | ¾<br>21                               |
| —                  | FDCC2-__           | —                  | —                 | Deep    | ¾<br>21                               |
| FSS2-__            | —                  | —                  | —                 | Shallow | ¾<br>21                               |
| FDD2-__            | —                  | —                  | —                 | Deep    | ¾<br>21                               |
| <b>Double-Gang</b> |                    |                    |                   |         |                                       |
| FS22-__            | —                  | —                  | —                 | Shallow | ¾<br>21                               |
| FD22-__            | —                  | —                  | —                 | Deep    | ¾<br>21                               |
| FSS222-__          | —                  | —                  | —                 | Shallow | ¾<br>21                               |
| FDS222-__          | —                  | —                  | —                 | Deep    | ¾<br>21                               |
| —                  | FSC222-__          | —                  | —                 | Shallow | ¾<br>21                               |
| —                  | FDC222-__          | —                  | —                 | Deep    | ¾<br>21                               |

\* Metric size designator (ANSI C80.1-1994).



## PVC-Coated Boxes and Covers

Designed for use with Ocal® FS and FD Series Boxes.

### OCAL-BLUE® Double-Coat FS and FD Series Covers



DS23-G



DS21G-G



DS32G-G



DS100G-G



DS185-G



FSK1VDR-G



FSKWGF1-G



WLGFFS-G



WLRD1-G



S1002G-G



S322G-G



S232-G






DS1282-G



S232GFI-G

| CAT. NO.  | DESCRIPTION                                      | MATERIAL      |
|---|--|---------------|
| <b>Single-Gang</b>  |  |               |
| DS23-   | Duplex Receptacle Cover                          | Steel         |
| DS21G-  | Round Flush Receptacle Cover                     | Iron          |
| DS32G-  | Toggle Switch Cover                              | Iron          |
| DS100G-   | Blank Cover                                      | Aluminum      |
| <b>Single-Gang — NEMA 3R Raintight when used with appropriate Ocal® boxes</b> |  |               |
| WLRD1-  | Duplex Receptacle Cover – Box Mount – Horizontal | Aluminum      |
| FSK1VDR-  | Duplex Receptacle Cover – Box Mount – Vertical   | Aluminum      |
| WLGFFS-   | GFCI Receptacle Cover – Box Mount – Horizontal   | Aluminum      |
| FSKWGF1-  | GFCI Receptacle Cover – Box Mount – Vertical     | Aluminum      |
| DS185-  | Front Lever Switch Cover – Box Mount – NEMA 4    | Aluminum      |
| <b>Double-Gang</b>  |  |               |
| S1002G-   | Blank Cover                                      | Iron          |
| S322G-  | 2-Toggle Switch Cover                            | Iron          |
| S232-   | 2-Duplex Receptacle Cover                        | Stamped Steel |
| S232GFI-  | 2-GFCI Receptacle Cover                          | Steel         |
| <b>Double-Gang — NEMA 3R Raintight when used with appropriate Ocal® boxes</b> |  |               |
| DS1282-   | 2-Plunger-Style Switch Cover                     | Aluminum      |

PVC-coated covers in other styles and materials are available upon request. Contact Technical Services for more information.

| CAT. NO.     | COLOR  |
|--------------|--|
| <b>DS23-</b> | _____  |
|              | _____ = space for color identifier   |
|              | <b>G</b> = Gray   |
|              | <b>W</b> = White  |
|              | <b>B</b> = Blue   |
|              | Custom colors also available.  |

## PVC-Coated Hazardous Location Fittings

Specially designed for hazardous locations!

### OCAL-BLUE® Double-Coat STAR TECK EXTREME® STEX Series Fittings for Hazardous Locations

- Offers all the features of the STE Series
- Classified for Class I, Division 1, Groups A, B, C, D and Class II, Division 1, Groups E, F, G environments with approved metal-clad cable installed in accordance with NEC®/CEC requirements††
- Requires T&B® sealing compound for use in hazardous locations



#### PVC-Coated STEX Series Fittings for Hazardous Locations

| CAT. NO.      | HUB SIZE IN.<br>METRIC SIZE<br>DESIGNATOR** | STRIP<br>LENGTH<br>IN. MM | GLAND<br>TORQUE<br>LB.-IN. NM | RANGE OVER JACKET |             | RANGE OVER ARMOR |             | A1: THROAT<br>DIA. MIN.<br>W/END STOP<br>IN. MM | A2: THROAT<br>DIA. MIN. W/O<br>END STOP IN.<br>MM | B<br>OVERALL<br>HEIGHT<br>IN. MM | C<br>MAX.<br>WIDTH<br>IN. MM |
|---------------|---|---------------------------|-------------------------------|-------------------|-------------|------------------|-------------|---|---|----------------------------------|------------------------------|
|               |   |                           |                               | MIN. IN. MM       | MAX. IN. MM | MIN. IN. MM      | MAX. IN. MM |   |   |                                  |                              |
| STX050-462-_* | ½   | 1.25                      | 300                           | .53               | .65         | .42              | .57         | N/A***  | .40   | 2.50                             | 1.63                         |
|               | 16  | 31.75                     | 33.90                         | 13.46             | 16.51       | 10.67            | 14.48       | N/A***  | 10.16   | 63.50                            | 41.40                        |
| STX050-464-_* | ½   | 1.25                      | 300                           | .60               | .76         | .49              | .68         | N/A***  | .49   | 2.53                             | 1.63                         |
|               | 16  | 31.75                     | 33.90                         | 15.24             | 19.30       | 12.45            | 17.27       | N/A***  | 12.45   | 64.26                            | 41.40                        |
| STEX075-_*    | ¾   | 1.25                      | 600                           | .60               | .99         | .52              | .90         | .50   | .68   | 3.40                             | 1.82                         |
|               | 21  | 31.75                     | 67.79                         | 15.24             | 25.15       | 13.21            | 22.86       | 12.70   | 17.27   | 86.36                            | 46.23                        |
| STEX100-_*    | 1   | 1.25                      | 700                           | .86               | 1.21        | .78              | 1.13        | .65   | .83   | 3.58                             | 2.30                         |
|               | 27  | 31.75                     | 79.09                         | 21.84             | 30.73       | 19.81            | 28.70       | 16.51   | 21.08   | 90.93                            | 58.42                        |
| STEX125-_*    | 1¼  | 1.25                      | 1000                          | .95               | 1.38        | .87              | 1.30        | .83   | 1.07  | 3.92                             | 2.51                         |
|               | 3   | 31.75                     | 112.98                        | 24.13             | 35.05       | 22.10            | 33.02       | 21.08   | 27.18   | 99.57                            | 63.75                        |
| STEX150-_*    | 1½  | 1.75                      | 1200                          | 1.15              | 1.63        | .99              | 1.47        | .96   | 1.27  | 5.02                             | 3.26                         |
|               | 41  | 44.45                     | 135.58                        | 29.21             | 41.40       | 25.15            | 37.34       | 24.38   | 32.26   | 127.51                           | 82.80                        |
| STEX200-_*    | 2   | 1.75                      | 1600                          | 1.44              | 1.97        | 1.28             | 1.81        | 1.25  | 1.56  | 5.12                             | 3.62                         |
|               | 53  | 44.45                     | 180.78                        | 36.58             | 50.04       | 32.51            | 45.97       | 31.75   | 39.62   | 130.05                           | 91.95                        |
| STEX250-†     | 2½  | 2.50                      | 1600                          | 1.83              | 2.38        | 1.67             | 2.22        | 1.64  | 2.00  | 5.17                             | 4.58                         |
|               | 63  | 63.50                     | 180.78                        | 46.48             | 60.45       | 42.42            | 56.39       | 41.66   | 50.80   | 131.32                           | 116.33                       |
| STEX300-†     | 3   | 2.50                      | 1600                          | 2.27              | 2.81        | 2.11             | 2.68        | 2.08  | 2.46  | 6.61                             | 5.10                         |
|               | 78  | 63.50                     | 180.78                        | 57.66             | 71.37       | 53.59            | 68.07       | 52.83   | 62.48   | 167.89                           | 129.54                       |
| STEX350-†     | 3½  | 2.50                      | 1600                          | 2.67              | 3.27        | 2.55             | 3.15        | 2.53  | 2.86  | 7.38                             | 5.79                         |
|               | 91  | 63.50                     | 180.78                        | 67.82             | 83.06       | 64.77            | 80.01       | 64.26   | 72.64   | 187.45                           | 147.07                       |
| STEX400-†     | 4   | 2.50                      | 1600                          | 3.22              | 3.87        | 3.09             | 3.64        | 3.06  | 3.46  | 7.65                             | 6.19                         |
|               | 103   | 63.50                     | 180.78                        | 81.79             | 98.30       | 78.49            | 92.46       | 77.72   | 87.88   | 194.31                           | 157.23                       |
| STX400-484-†  | 4   | —                         | 1600                          | 3.81              | 4.03        | 3.68             | 3.87        | —   | —   | —                                | —                            |
|               | 103   | —                         | 180.78                        | 96.77             | 102.36      | 93.47            | 98.30       | —   | —   | —                                | —                            |
| STX400-485-†  | 4   | —                         | 1600                          | 3.97              | 4.19        | 3.84             | 4.03        | —   | —   | —                                | —                            |
|               | 103   | —                         | 180.78                        | 100.84            | 106.43      | 97.54            | 102.36      | —   | —   | —                                | —                            |

\*These products are UL® Listed UL84H3 and watertight NEMA Type 6P.

\*\*\*This fitting does not have a removable armor stop.

††Ratings prior to PVC coating.

\*\*Metric size designator (ANSI C80.1-1994).

†CSA approved for hazardous locations.

#### T&B® Sealing Compounds — Used for Hazardous Locations

| CAT. NO. | DESCRIPTION  | VOLUME      |
|----------|--|-------------|
| SC4-KIT  | Liquid-Type Sealing Compound for Use in Control Cable Applications | 2.8 fl. oz. |
| SC65     | Putty-Type Sealing Compound  | 60 grams    |

## PVC-Coated Hazardous Location Fittings

Explosion-proof, dust-ignition-proof three-piece couplings.

### OCAL-BLUE® Double-Coat Conduit Unions

- Install in threaded thick-wall conduit systems in hazardous areas
- Use UNY male unions to connect conduit to a conduit fitting, junction box or device enclosure
- Use UNF female unions to connect conduit to conduit or to provide means for future modifications to the conduit system
- Nominal .002" (2 mil) blue urethane on interior and exterior
- Nominal .040" (40 mil) PVC coating bonded to exterior
- Pressure-sealing sleeves protect your connection
- Explosion-proof, dust-ignition-proof and suitable for use in the following environments:†
  - Class I, Division 1 & 2, Groups A, B, C, D
  - Class II, Division 1, Groups E, F, G
  - Class III, Division 1 & 2



UNF205-G



UNY Male 1/2"–4"  
(shown uncoated)



UNY Male 5"–6"  
(shown uncoated)



UNF Female 1/2"–4"  
(shown uncoated)



UNF Female 5"–6"  
(shown uncoated)



| CAT. NO.                      | COLOR                        |
|-------------------------------|------------------------------|
| <b>UNF105-</b>                |                              |
| _                             | = space for color identifier |
| <b>G</b>                      | = Gray                       |
| <b>W</b>                      | = White                      |
| <b>B</b>                      | = Blue                       |
| Custom colors also available. |                              |

#### UNY Male Unions

| CAT. NO.               | PIPE SIZE IN.<br>METRIC SIZE<br>DESIGNATOR* | OVERALL<br>LENGTH<br>IN. MM | OVERALL<br>DIAMETER<br>IN. MM |
|------------------------|---|-----------------------------|-------------------------------|
| UNY105- <sub>  </sub>  | 1/2   | 2.39                        | 1.50                          |
|                        | 16  | 60.71                       | 38.10                         |
| UNY205- <sub>  </sub>  | 3/4   | 2.44                        | 1.81                          |
|                        | 21  | 61.98                       | 45.97                         |
| UNY305- <sub>  </sub>  | 1   | 2.75                        | 2.00                          |
|                        | 27  | 69.85                       | 50.80                         |
| UNY405- <sub>  </sub>  | 1 1/4                                       | 3.06                        | 2.75                          |
|                        | 35  | 77.72                       | 69.85                         |
| UNY505- <sub>  </sub>  | 1 1/2                                       | 3.63                        | 3.06                          |
|                        | 41  | 92.20                       | 77.72                         |
| UNY605- <sub>  </sub>  | 2   | 3.50                        | 3.81                          |
|                        | 53  | 88.90                       | 96.77                         |
| UNY705- <sub>  </sub>  | 2 1/2                                       | 4.81                        | 4.31                          |
|                        | 63  | 122.17                      | 109.47                        |
| UNY805- <sub>  </sub>  | 3   | 5.34                        | 5.06                          |
|                        | 78  | 135.64                      | 128.52                        |
| UNY905- <sub>  </sub>  | 3 1/2                                       | 5.50                        | 5.69                          |
|                        | 91  | 139.70                      | 144.53                        |
| UNY1005- <sub>  </sub> | 4   | 5.63                        | 6.19                          |
|                        | 103   | 143.00                      | 157.23                        |
| UNY905- <sub>  </sub>  | 5   | 5.25                        | 8.19                          |
|                        | 129   | 133.35                      | 208.03                        |
| UNY014- <sub>  </sub>  | 6   | 5.38                        | 9.31                          |
|                        | 155   | 136.65                      | 236.47                        |

\* Metric size designator (ANSI C80.1-1994).

#### UNF Female Unions

| CAT. NO.               | PIPE SIZE IN.<br>METRIC SIZE<br>DESIGNATOR* | OVERALL<br>LENGTH<br>IN. MM | OVERALL<br>DIAMETER<br>IN. MM |
|------------------------|---|-----------------------------|-------------------------------|
| UNF105- <sub>  </sub>  | 1/2   | 1.88                        | 1.50                          |
|                        | 16  | 47.75                       | 38.10                         |
| UNF205- <sub>  </sub>  | 3/4   | 2.13                        | 1.81                          |
|                        | 21  | 54.10                       | 45.97                         |
| UNF305- <sub>  </sub>  | 1   | 2.16                        | 2.00                          |
|                        | 27  | 54.86                       | 50.80                         |
| UNF405- <sub>  </sub>  | 1 1/4                                       | 2.25                        | 2.75                          |
|                        | 35  | 57.15                       | 69.85                         |
| UNF505- <sub>  </sub>  | 1 1/2                                       | 2.75                        | 3.06                          |
|                        | 41  | 69.85                       | 77.72                         |
| UNF605- <sub>  </sub>  | 2   | 2.50                        | 3.81                          |
|                        | 53  | 63.50                       | 96.77                         |
| UNF705- <sub>  </sub>  | 2 1/2                                       | 3.50                        | 4.31                          |
|                        | 63  | 88.90                       | 109.47                        |
| UNF805- <sub>  </sub>  | 3   | 4.00                        | 5.06                          |
|                        | 78  | 101.60                      | 128.52                        |
| UNF905- <sub>  </sub>  | 3 1/2                                       | 4.16                        | 5.69                          |
|                        | 91  | 105.66                      | 144.53                        |
| UNF1005- <sub>  </sub> | 4   | 4.25                        | 6.19                          |
|                        | 103   | 107.95                      | 157.23                        |
| UNF012- <sub>  </sub>  | 5   | 3.81                        | 8.19                          |
|                        | 129   | 96.77                       | 208.03                        |
| UNF014- <sub>  </sub>  | 6   | 3.81                        | 9.31                          |
|                        | 155   | 96.77                       | 236.47                        |

† Ratings prior to PVC coating.

## PVC-Coated Hazardous Location Fittings

Provides access to wiring, directional changes in conduit and more!

### OCAL-BLUE® Double-Coat GUA Series Conduit Boxes



GUA

#### Listings/Certifications†

- UL514A Wet Locations (when used with gasketed covers)
- UL886
- CSA C22.2 No. 30

GUA series conduit boxes are installed in hazardous areas to protect conductors, act as pull and splice boxes, provide access to conductors for maintenance and future system changes, act as mounting outlets for fixtures (with proper covers) or change conduit direction.

- Grade 60-45-10 ductile iron bodies and cast aluminum covers (iron covers also available)
- Nominal .002" (2 mil) blue urethane coating on both interior and exterior and nominal .040" (40 mil) PVC coating bonded to exterior
- All hubs have minimum five full threads, integral bushing and pressure-sealing sleeves
- All units furnished with internal grounding screw and ship complete with aluminum cover with O-ring gasket (covers also sold separately for replacement purposes)
- Explosion-proof, dust-ignition-proof, raintight and suitable for use in the following environments:†
  - Class I, Division 1 & 2, Groups C, D
  - Class II, Division 1, Groups E, F, G
  - Class III, Division 1 & 2
  - NEMA 3, 4, 7 CD, 9 EFG



GUAB



GUAC



GUAT



GUAX



| CAT. NO. |         |         |         |         | ALUMINUM COVER ONLY | IRON COVER ONLY | PIPE SIZE IN. METRIC SIZE DESIGNATOR* | COVER OPENING IN. MM |
|----------|---------|---------|---------|---------|---------------------|-----------------|---------------------------------------|----------------------|
| GUA      | GUAC    | GUAT    | GUAX    | GUAB    |                     |                 |                                       |                      |
| GUA14-   | GUAC14- | GUAT14- | GUAX14- | GUAB14- | GUA04-              | GUA04WOD-       | ½<br>16                               | 2.00<br>50.80        |
| GUA24-   | GUAC24- | GUAT24- | GUAX24- | GUAB24- | GUA04-              | GUA04WOD-       | ¾<br>21                               | 2.00<br>50.80        |
| GUA16-   | GUAC16- | GUAT16- | GUAX16- | GUAB16- | GUA06-              | GUA06WOD-       | ½<br>16                               | 3.00<br>76.20        |
| GUA26-   | GUAC26- | GUAT26- | GUAX26- | GUAB26- | GUA06-              | GUA06WOD-       | ¾<br>21                               | 3.00<br>76.20        |
| GUA36-   | GUAC36- | GUAT36- | GUAX36- | GUAB36- | GUA06-              | GUA06WOD-       | 1<br>27                               | 3.00<br>76.20        |
| —        | —       | GUAT37- | GUAX37- | —       | GUA07-              | GUA07WOD-       | 1<br>27                               | 3.63<br>92.20        |
| GUA47-   | GUAC47- | GUAT47- | GUAX47- | GUAB47- | GUA07-              | GUA07WOD-       | 1¼<br>35                              | 3.63<br>92.20        |
| —        | GUAC49- | GUAT49- | GUAX49- | —       | GUA09-              | GUA09WOD-       | 1¼<br>35                              | 5.00<br>127.00       |
| GUA59-   | GUAC59- | GUAT59- | GUAX59- | GUAB59- | GUA09-              | GUA09WOD-       | 1½<br>41                              | 5.00<br>127.00       |
| —        | GUAC69- | GUAT69- | GUAX69- | GUAB69- | GUA09-              | GUA09WOD-       | 2<br>53                               | 5.00<br>127.00       |

†Ratings prior to PVC coating.

## PVC-Coated Hazardous Location Fittings



GUAD



GUAL






GUAM



GUAN



GUAW

| CAT. NO.                      | COLOR  |
|-------------------------------|--|
| <b>GUA14 -</b> _____          |  |
| _____                         | = space for color identifier   |
| <b>G</b>                      | = Gray    |
| <b>W</b>                      | = White  |
| <b>B</b>                      | = Blue  |
| Custom colors also available. |  |



| CAT. NO. |         |         |         |         | ALUMINUM COVER ONLY | IRON COVER ONLY | PIPE SIZE IN. METRIC SIZE DESIGNATOR* | COVER OPENING IN. MM |
|----------|---------|---------|---------|---------|---------------------|-----------------|---------------------------------------|----------------------|
| GUAD     | GUAL    | GUAM    | GUAN    | GUAW    |                     |                 |                                       |                      |
| GUAD14_  | GUAL14_ | GUAM14_ | GUAN14_ | GUAW14_ | GUA04_              | GUA04WOD_       | ½<br>16                               | 2.00<br>50.80        |
| GUAD24_  | GUAL24_ | GUAM24_ | GUAN24_ | GUAW24_ | GUA04_              | GUA04WOD_       | ¾<br>21                               | 2.00<br>50.80        |
| GUAD16_  | GUAL16_ | GUAM16_ | GUAN16_ | GUAW16_ | GUA06_              | GUA06WOD_       | ½<br>16                               | 3.00<br>76.20        |
| GUAD26_  | GUAL26_ | GUAM26_ | GUAN26_ | GUAW26_ | GUA06_              | GUA06WOD_       | ¾<br>21                               | 3.00<br>76.20        |
| GUAD36_  | GUAL36_ | GUAM36_ | GUAN36_ | —       | GUA06_              | GUA06WOD_       | 1<br>27                               | 3.00<br>76.20        |
| —        | GUAL47_ | GUAM47_ | GUAN47_ | —       | GUA07_              | GUA07WOD_       | 1¼<br>35                              | 3.63<br>92.20        |
| GUAD49_  | GUAL49_ | —       | —       | —       | GUA09_              | GUA09WOD_       | 1¼<br>35                              | 5.00<br>127.00       |
| —        | GUAL59_ | —       | GUAN59_ | —       | GUA09_              | GUA09WOD_       | 1½<br>41                              | 5.00<br>127.00       |
| —        | GUAL69_ | GUAM69_ | GUAN69_ | —       | GUA09_              | GUA09WOD_       | 2<br>53                               | 5.00<br>127.00       |



## PVC-Coated Hazardous Location Fittings

Junction boxes for branch conduits in hazardous locations.

### OCAL-BLUE® Double-Coat External Aluminum Hubs with Covers and Installed Green Ground Screw

- Accessible wiring chamber provides a convenient location to maintain or change a system, pull conductors and make splices
- Unique mounting pads and rugged protective housing ideal for installation of OEM devices or instruments
- Die-cast copper-free aluminum alloy A360 construction with precision cast and machined surfaces
- Precision NPT threaded hubs for trouble-free field installation
- Nominal .002" (2 mil) blue urethane coating on both interior and exterior and nominal .040" (40 mil) PVC coating bonded to exterior
- Explosion-proof, dust-ignition-proof, raintight and suitable for use in the following environments:<sup>††</sup>
  - Class I, Division 1 & 2, Groups C, D
  - Class II, Division 1, Groups E, F, G
  - Class III, Division 1 & 2
  - NEMA 3, 4, 7 CD, 9 EFG (NEMA 4 rated when ordered with O-ring installed)



GALB



GAT



GAC



GAE



GAL



| CAT. NO.                             |                                  |                                 |                                   |                                 |                              | PIPE SIZE                         | COVER OPENING |
|--------------------------------------|----------------------------------|---------------------------------|-----------------------------------|---------------------------------|------------------------------|-----------------------------------|---------------|
| THROUGH-FEED<br>W/SURF. COVER<br>GAC | DEAD END<br>W/SURF. COVER<br>GAE | L-STYLE<br>W/SURF. COVER<br>GAL | LB-STYLE<br>W/SURF. COVER<br>GALB | T-STYLE<br>W/SURF. COVER<br>GAT | SURFACE<br>COVER ONLY<br>GAS | IN.<br>METRIC SIZE<br>DESIGNATOR* | IN.<br>MM     |
| GAC-1- <sub>†</sub>                  | GAE-1- <sub>†</sub>              | GAL-1- <sub>†</sub>             | GALB-1- <sub>†</sub>              | GAT-1- <sub>†</sub>             | GAS-123- <sub>•</sub>        | ½                                 | 3.69          |
|                                      |                                  |                                 |                                   |                                 |                              | 16                                | 93.73         |
| GAC-2- <sub>†</sub>                  | GAE-2- <sub>†</sub>              | GAL-2- <sub>†</sub>             | GALB-2- <sub>†</sub>              | GAT-2- <sub>†</sub>             | GAS-123- <sub>•</sub>        | ¾                                 | 3.69          |
|                                      |                                  |                                 |                                   |                                 |                              | 21                                | 93.73         |
| GAC-3- <sub>†•</sub>                 | GAE-3- <sub>†•</sub>             | GAL-3- <sub>†•</sub>            | GALB-3- <sub>†</sub>              | GAT-3- <sub>†</sub>             | GAS-123- <sub>•</sub>        | 1                                 | 3.69          |
|                                      |                                  |                                 |                                   |                                 |                              | 27                                | 93.73         |
| GAC-4- <sub>†•</sub>                 | —                                | GAL-4- <sub>†•</sub>            | GALB-4- <sub>†</sub>              | GAT-4- <sub>†</sub>             | GAS-4- <sub>•</sub>          | 1¼                                | 3.91          |
|                                      |                                  |                                 |                                   |                                 |                              | 35                                | 99.31         |
| GAC-5- <sub>†•</sub>                 | —                                | GAL-5- <sub>†•</sub>            | GALB-5- <sub>†•</sub>             | GAT-5- <sub>†</sub>             | GAS-56- <sub>•</sub>         | 1½                                | 5.19          |
|                                      |                                  |                                 |                                   |                                 |                              | 41                                | 131.83        |
| GAC-6- <sub>†•</sub>                 | —                                | GAL-6- <sub>†•</sub>            | GALB-6- <sub>†•</sub>             | GAT-6- <sub>†</sub>             | GAS-56- <sub>•</sub>         | 2                                 | 5.19          |
|                                      |                                  |                                 |                                   |                                 |                              | 53                                | 131.83        |

\* Metric size designator (ANSI C80.1-1994).

• Made-to-order item. Consult factory for lead time and minimum quantities.

† Suffix -OR: O-ring available for NEMA 4 rating. Consult factory for lead time and price.

†† Ratings prior to PVC coating.

## PVC-Coated Hazardous Location Fittings



GAX



GAFX



GAJU  
(shown uncoated)



GAS



GAD



GAJ  
(shown uncoated)

| CAT. NO.                      | COLOR                        |
|-------------------------------|------------------------------|
| <b>GAC-1-</b> _____           |                              |
| _____                         | = space for color identifier |
| <b>G</b> = Gray               |                              |
| <b>W</b> = White              |                              |
| <b>B</b> = Blue               |                              |
| Custom colors also available. |                              |



| CAT. NO.                     |  |  |                           |  |                          | PIPE SIZE                      | COVER OPENING  |
|------------------------------|--|--|---------------------------|--|--------------------------|--------------------------------|----------------|
| X-STYLE W/SURF. COVER<br>GAX | X-STYLE W/FLANGE & SURF. COVER<br>GAFX | U-STYLE SURFACE W/CANOPY COVER<br>GAJU | SURFACE COVER ONLY<br>GAS | DOMES COVER ONLY (CLASS I, GR. D)<br>GAD | CANOPY COVER ONLY<br>GAJ | IN.<br>METRIC SIZE DESIGNATOR* | IN.<br>MM      |
| GAX-1- <sup>†</sup>          | GAFX-1- <sup>†</sup>                   | GAJU-1-•                               | GALB-1- <sup>†</sup>      | GAD-123-•                                | GAJ-123-•                | ½<br>16                        | 3.69<br>93.73  |
| GAX-2- <sup>†</sup>          | GAFX-2- <sup>†</sup>                   | GAJU-2-•                               | GALB-2- <sup>†</sup>      | GAD-123-•                                | GAJ-123-•                | ¾<br>21                        | 3.69<br>93.73  |
| GAX-3- <sup>†•</sup>         | GAFX-3- <sup>†</sup>                   | GAJU-3-•                               | GALB-3- <sup>†</sup>      | GAD-123-•                                | GAJ-123-•                | 1<br>27                        | 3.69<br>93.73  |
| GAX-4- <sup>†•</sup>         | —                                      | —                                      | GALB-4- <sup>†</sup>      | —  | GAJ-4-•                  | 1¼<br>35                       | 3.91<br>99.31  |
| GAX-5- <sup>†•</sup>         | —                                      | GAJU-5-•                               | GALB-5- <sup>†•</sup>     | —  | GAJ-56-•                 | 1½<br>41                       | 5.19<br>131.83 |
| GAX-6- <sup>†•</sup>         | —                                      | GAJU-6-•                               | GALB-6- <sup>†•</sup>     | —  | GAJ-56-•                 | 2<br>53                        | 5.19<br>131.83 |

\* Metric size designator (ANSI C80.1-1994).

• Made-to-order item. Consult factory for lead time and minimum quantities.

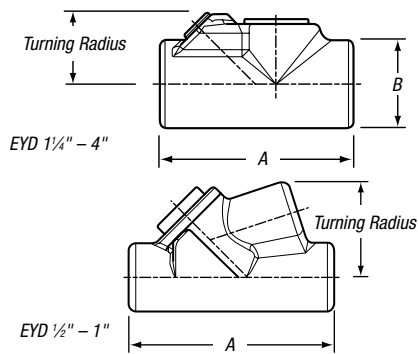
† Suffix -OR: O-ring available for NEMA 4 rating. Consult factory for lead time and price.

## PVC-Coated Hazardous Location Fittings

Restrict the passage of gases, vapors and flames at atmospheric pressure and normal ambient temperatures.

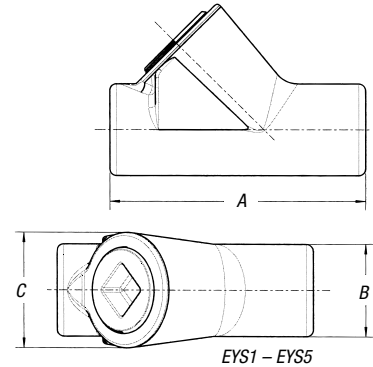
### OCAL-BLUE® Double-Coat Sealing Fittings

- Prevents pre-compression or “pressure piling” in conduit systems
- Gray iron alloy body construction coated with nominal .002" (2 mil) blue urethane on both interior and exterior
- Nominal .040" (40 mil) PVC coating bonded to exterior — available in gray, white, blue or custom colors
- Explosion-proof, dust-ignition-proof and suitable for use in the following environments:<sup>†</sup>
  - Class I, Division 1 & 2, Groups C, D
  - Class II, Division 1, Groups E, F, G
  - Class III, Division 1 & 2



#### EYD Series Drain Sealing Fittings

| FEMALE CAT. NO. | MALE & FEMALE CAT. NO. | PIPE SIZE IN.<br>METRIC SIZE DESIGNATOR* | DIMENSIONS IN. MM |        | TURNING RADIUS IN. MM |
|-----------------|------------------------|--|-------------------|--------|-----------------------|
|                 |                        |  | A                 | B      |                       |
| EYD1_           | EYD16_                 | 1/2                                      | 3.81              | 1.50   | 1.75                  |
|                 |                        | 16                                       | 96.77             | 38.10  | 44.45                 |
| EYD2_           | EYD26_                 | 3/4                                      | 4.08              | 1.75   | 1.98                  |
|                 |                        | 21                                       | 103.63            | 44.45  | 50.29                 |
| EYD3_           | EYD36_                 | 1  | 4.85              | 2.19   | 2.19                  |
|                 |                        | 27                                       | 123.19            | 55.63  | 55.63                 |
| EYD4_           | EYD46_                 | 1 1/4                                    | 5.00              | 2.25   | 1.80                  |
|                 |                        | 35                                       | 127.00            | 57.15  | 45.72                 |
| EYD5_           | EYD56_                 | 1 1/2                                    | 5.44              | 2.44   | 2.00                  |
|                 |                        | 41                                       | 138.18            | 61.98  | 50.80                 |
| EYD6_           | EYD66_                 | 2  | 6.25              | 3.00   | 2.32                  |
|                 |                        | 53                                       | 158.75            | 76.20  | 58.93                 |
| EYD7_           | EYD76_                 | 2 1/2                                    | 7.50              | 3.50   | 2.69                  |
|                 |                        | 63                                       | 190.50            | 88.90  | 68.33                 |
| EYD8_           | EYD86_                 | 3  | 8.50              | 4.25   | 3.15                  |
|                 |                        | 78                                       | 215.90            | 107.95 | 80.01                 |
| EYD9_           | EYD96_                 | 3 1/2                                    | 9.19              | 4.75   | 3.38                  |
|                 |                        | 91                                       | 233.43            | 120.65 | 85.85                 |
| EYD10_          | EYD106_                | 4  | 9.75              | 5.25   | 3.64                  |
|                 |                        | 103                                      | 247.65            | 133.35 | 92.46                 |



#### EYS Series Sealing Fittings

| FEMALE CAT. NO.               | MALE & FEMALE CAT. NO. | PIPE SIZE IN.<br>METRIC SIZE DESIGNATOR* | DIMENSIONS IN. MM |        |       | TURNING RADIUS IN. MM |
|-------------------------------|------------------------|--|-------------------|--------|-------|-----------------------|
|                               |                        |  | A                 | B      | C     |                       |
| <b>Vertical Only</b>          |                        |  |                   |        |       |                       |
| EYS1_                         | EYS16_                 | 1/2                                      | 3.31              | 1.25   | 1.50  | 1.66                  |
|                               |                        | 16                                       | 84.07             | 31.75  | 38.10 | 42.16                 |
| EYS2_                         | EYS26_                 | 3/4                                      | 3.65              | 1.50   | 1.75  | 1.96                  |
|                               |                        | 21                                       | 92.71             | 38.10  | 44.45 | 49.78                 |
| EYS3_                         | EYS36_                 | 1  | 4.25              | 1.75   | 2.19  | 2.40                  |
|                               |                        | 27                                       | 107.95            | 44.45  | 55.63 | 60.96                 |
| <b>Vertical or Horizontal</b> |                        |  |                   |        |       |                       |
| EYS11_                        | EYS116_                | 1/2                                      | 3.63              | 1.25   | —     | 1.09                  |
|                               |                        | 16                                       | 92.20             | 31.75  | —     | 27.69                 |
| EYS21_                        | EYS216_                | 3/4                                      | 3.66              | 1.50   | —     | 1.25                  |
|                               |                        | 21                                       | 92.96             | 38.10  | —     | 31.75                 |
| EYS31_                        | EYS316_                | 1  | 4.25              | 1.75   | —     | 1.59                  |
|                               |                        | 27                                       | 107.95            | 44.45  | —     | 40.39                 |
| EYS4_                         | EYS46_                 | 1 1/4                                    | 5.00              | 2.25   | —     | 1.81                  |
|                               |                        | 35                                       | 127.00            | 57.15  | —     | 45.97                 |
| EYS5_                         | EYS56_                 | 1 1/2                                    | 5.44              | 2.44   | —     | 2.00                  |
|                               |                        | 41                                       | 138.18            | 61.98  | —     | 50.80                 |
| EYS6_                         | EYS66_                 | 2  | 6.25              | 3.00   | —     | 2.31                  |
|                               |                        | 53                                       | 158.75            | 76.20  | —     | 58.67                 |
| EYS7_                         | EYS76_                 | 2 1/2                                    | 7.50              | 3.50   | —     | 2.56                  |
|                               |                        | 63                                       | 190.50            | 88.90  | —     | 65.02                 |
| EYS8_                         | EYS86_                 | 3  | 8.50              | 4.25   | —     | 3.09                  |
|                               |                        | 78                                       | 215.90            | 107.95 | —     | 78.49                 |
| EYS9_                         | EYS96_                 | 3 1/2                                    | 9.19              | 4.75   | —     | 3.38                  |
|                               |                        | 91                                       | 233.43            | 120.65 | —     | 85.85                 |
| EYS10_                        | EYS106_                | 4  | 9.75              | 5.25   | —     | 3.53                  |
|                               |                        | 103                                      | 247.65            | 133.35 | —     | 89.66                 |

\* Metric size designator (ANSI C80.1-1994).

\*\* EYSX and EYDX are expanded-fill styles. When ordering, add X to part number.

For example: EYSX31-G, EYDX31-B.

† Ratings prior to PVC coating.

## PVC-Coated Hazardous Location Fittings



EZS



EZD



EZD  
with Inspection Cover off

### EZS Series Sealing Fittings




| FEMALE CAT. NO. | MALE & FEMALE CAT. NO. | IN. METRIC SIZE DESIGNATOR* |
|-----------------|------------------------|-----------------------------|
| EZS1-           | EZS16-                 | ½<br>16                     |
| EZS2-           | EZS26-                 | ¾<br>21                     |
| EZS3-           | EZS36-                 | 1<br>27                     |
| EZS4-           | EZS46-                 | 1¼<br>35                    |
| EZS5-           | EZS56-                 | 1½<br>41                    |
| EZS6-           | EZS66-                 | 2<br>53                     |
| EZS7-           | EZS76-                 | 2½<br>63                    |
| EZS8-           | EZS86-                 | 3<br>78                     |

\* Metric size designator (ANSI C80.1-1994).

### EZD Series Sealing Fittings

| CAT. NO. | IN. METRIC SIZE DESIGNATOR* |
|----------|-----------------------------|
| EZD111-  | ½<br>16                     |
| EZD211-  | ¾<br>21                     |
| EZD311-  | 1<br>27                     |
| EZD411-  | 1¼<br>35                    |
| EZD511-  | 1½<br>41                    |
| EZD611-  | 2<br>53                     |

\* Metric size designator (ANSI C80.1-1994).

| CAT. NO.                      | COLOR   |
|-------------------------------|---|
| <b>EYS1-</b> _                |   |
| _                             | = space for color identifier  |
| <b>G</b>                      | = Gray   |
| <b>W</b>                      | = White  |
| <b>B</b>                      | = Blue   |
| Custom colors also available. |   |

Ensures proper functioning of EYS sealing fittings.

## Chico® Sealing Compound and Fiber

- Sealing compound mixes with water, pours easily and hardens in 60–70 minutes
- Fiber filler mineral wool holds sealing compound in place while it hardens

OCAL-BLUE® Double-Coat EYS Sealing Fittings require fiber filler and sealing compound to function properly. Use Chico® X Fiber Filler to form a dam around the sealing fitting's integral bushing, as well as at the end of the conduit and around conductors entering the hub. Chico® A Sealing Compound expands slightly while hardening and bonds to the inner walls of the sealing fitting.



FIBER-X6



SEAL-A3


| CAT. NO.          | DESCRIPTION   |
|-------------------|---|
| <b>SEAL-A3</b>    | Chico® A Sealing Compound, 1 lb. net wt./23 cu.in. vol.                                   |
| <b>FIBER-X6</b>   | Chico® X Fiber Filler, 8 oz.  |
| <b>SEALKIT-A4</b> | Chico® A Sealing Compound, 1 lb. net wt./23 cu.in. vol., with 1 oz. Chico® X Fiber Filler |

Chico® is a registered trademark of Cooper Crouse-Hinds.


## PVC-Coated Strut and Accessories

Rugged steel channels protected by corrosion-resistant PVC!


### Ocal® PVC-Coated Steel Strut



A12A

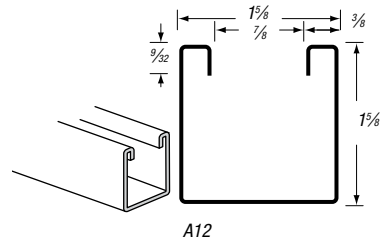


A12

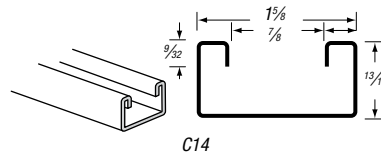


A12P

- Channels cold formed from hot-rolled pickled and oiled strip steel
- Nominal .015" (15 mil) PVC coating
- PVC coating available in your choice of blue, white or gray standard colors
- Custom colors also available on request
- Sold in 10-ft. (3.048m) lengths with standard length tolerance of  $\pm 1/8"$  (3.18mm)
- Choose between standard  $1\frac{5}{8}"$  (41.28mm) and shallow  $1\frac{3}{16}"$  (20.64mm) depths
- Available in both solid and punched styles
- Not recommended for vertical applications



A12



C14

| CAT. NO.  | COLOR                              |
|---|------------------------------------|
| <b>A12 -</b>  | _____                              |
|   | _____ = space for color identifier |
|   | <b>G</b> = Gray                    |
|   | <b>W</b> = White                   |
|   | <b>B</b> = Blue                    |
| <b>Catalog No. Example:</b>   |                                    |
| <b>C14P-W</b> is shallow punched strut channel coated in white PVC. | Custom colors also available.      |

| CAT. NO. | STYLE            | STEEL GAUGE<br>MM | IN.<br>MM |       |
|----------|------------------|-------------------|-----------|-------|
|          |                  |                   | W         | H     |
| A12-__   | Standard         | 12                | 1.63 x    | 1.63  |
|          |                  | 2.65              | 41.28 x   | 41.28 |
| A12A-__  | Back to Back     | 12                | 1.63 x    | 3.25  |
|          |                  | 2.65              | 41.28 x   | 82.55 |
| A12P-__  | Standard Punched | 12                | 1.63 x    | 1.63  |
|          |                  | 2.65              | 41.28 x   | 41.28 |
| C14-__   | Shallow          | 14                | 1.63 x    | .81   |
|          |                  | 1.89              | 41.28 x   | 20.64 |
| C14P-__  | Shallow Punched  | 14                | 1.63 x    | .81   |
|          |                  | 1.89              | 41.28 x   | 20.64 |



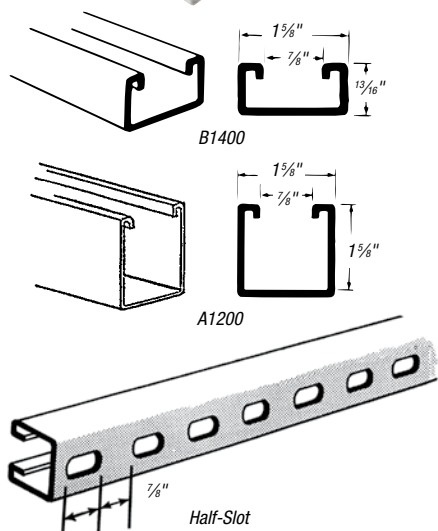
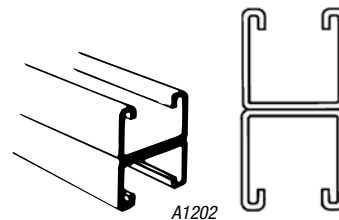
## PVC-Coated Strut and Accessories

Type 304 or Type 316 stainless — cold-roll formed for strength.

### Stainless Steel Strut



- 12- or 14-gauge Type 304 or Type 316 stainless steel
- Available in 10-ft. (3.048m) and 20-ft. (6.096m) lengths with standard length tolerance of  $\pm \frac{1}{8}$ " (3.18mm)
- Choose standard or shallow and solid or half-slot style

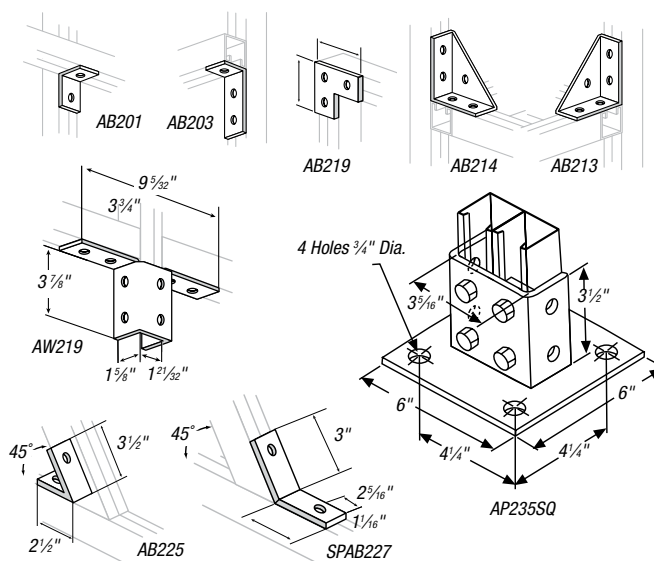
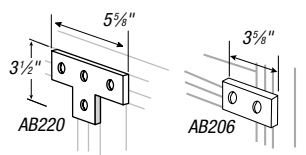


| TYPE 304<br>STAINLESS<br>CAT. NO. | TYPE 316<br>STAINLESS<br>CAT. NO. | STYLE                  | STEEL<br>GAUGE<br>MM | LENGTH<br>FT.<br>M | IN.<br>MM |        |
|-----------------------------------|-----------------------------------|------------------------|----------------------|--------------------|-----------|--------|
|                                   |                                   |                        |                      |                    | WIDTH     | HEIGHT |
| A1200 10SS                        | A120010T316SS                     | Standard               | 12                   | 10                 | 1.63 x    | 1.63   |
|                                   |                                   |                        | 2.65                 | 3.05               | 41.28 x   | 41.28  |
| A1200 20SS                        | A120020T316SS                     | Standard               | 12                   | 20                 | 1.63 x    | 1.63   |
|                                   |                                   |                        | 2.65                 | 6.10               | 41.28 x   | 41.28  |
| A1200HS 10SS                      | A1200HS10T316SS                   | Standard Half-Slot     | 12                   | 10                 | 1.63 x    | 1.63   |
|                                   |                                   |                        | 2.65                 | 3.05               | 41.28 x   | 41.28  |
| A1200HS 20SS                      | A1200HS20T316SS                   | Standard Half-Slot     | 12                   | 20                 | 1.63 x    | 1.63   |
|                                   |                                   |                        | 2.65                 | 6.10               | 41.28 x   | 41.28  |
| B1400 10SS                        | B140010T316SS                     | Shallow                | 14                   | 10                 | 1.63 x    | .81    |
|                                   |                                   |                        | 1.89                 | 3.05               | 41.28 x   | 22.23  |
| B1400 20SS                        | B140020T316SS                     | Shallow                | 14                   | 20                 | 1.63 x    | .81    |
|                                   |                                   |                        | 1.89                 | 6.10               | 41.28 x   | 22.23  |
| A1202HS10SS                       | A1202HS10T316SS                   | Back-to-Back Half-Slot | 12                   | 10                 | 1.63 x    | 3.25   |
|                                   |                                   |                        | 2.65                 | 3.05               | 41.28 x   | 82.55  |
| A1202HS20SS                       | A1202HS20T316SS                   | Back-to-Back Half-Slot | 12                   | 20                 | 1.63 x    | 3.25   |
|                                   |                                   |                        | 2.65                 | 6.10               | 41.28 x   | 82.55  |

### Stainless Steel Hardware Accessories


| TYPE 304<br>STAINLESS<br>CAT. NO.      | TYPE 316<br>STAINLESS<br>CAT. NO. | SIZE                                  |
|--|-----------------------------------|---------------------------------------|
| <b>Flat Plate Fittings</b>             |                                   |                                       |
| AB220SS                                | AB220SS316                        | 5 $\frac{1}{2}$ " x 3 $\frac{1}{2}$ " |
| AB207SS                                | AB207SS6C                         | 5 $\frac{1}{2}$ "                     |
| X207SS                                 | X207SS6C                          | 7 $\frac{1}{4}$ "                     |
| AB206SS                                | AB206SS6C                         | 3 $\frac{3}{8}$ "                     |
| <b>90° Corner Fittings or Brackets</b> |                                   |                                       |
| AB201SS                                | AB201SS316                        | —                                     |
| AB202SS                                | AB202SS316                        | 1 $\frac{1}{2}$ " x 2"                |
| AB203SS                                | AB203SS316                        | —                                     |
| AB204SS                                | AB204SS316                        | 2 $\frac{1}{4}$ " x 3 $\frac{1}{2}$ " |
| AB213SS                                | AB213SS316                        | —                                     |
| AB214SS                                | AB214SS316                        | —                                     |
| AB219SS                                | AB219SS316                        | —                                     |
| AW219SS                                | AW219SS316                        | 9 $\frac{1}{2}$ " x 3 $\frac{1}{8}$ " |
| AB205SS                                | AB205SS316                        | —                                     |

| TYPE 304<br>STAINLESS<br>CAT. NO. | TYPE 316<br>STAINLESS<br>CAT. NO. | SIZE                                  |
|-----------------------------------|-----------------------------------|---------------------------------------|
| <b>45° Fittings</b>               |                                   |                                       |
| AB225SS                           | AB225SS316                        | 3 $\frac{1}{2}$ " x 2 $\frac{1}{2}$ " |
| SPAB227SS                         | AB227SS316                        | 3" x 2 $\frac{5}{16}$ "               |
| <b>Pedestal Base</b>              |                                   |                                       |
| AP232SS                           | AP232SS6                          | 4 $\frac{1}{4}$ " x 3 $\frac{1}{2}$ " |
| AP232SQSS                         | AP232SQSS6                        | 4 $\frac{1}{4}$ " x 3 $\frac{1}{2}$ " |
| AP235SS                           | AP235SS6                          | 6" x 4"                               |
| AP235SQSS                         | AP235SQSS6                        | 6" x 4"                               |



## PVC-Coated Strut and Accessories

### Stainless Steel Hardware Accessories (continued)




| TYPE 304 STAINLESS CAT. NO. | TYPE 316 STAINLESS CAT. NO. | SIZE  |
|-----------------------------|-----------------------------|-------|
| <b>Spring Nut — Regular</b> |                             |       |
| —                           | A100 1/4 SS                 | 1/4"  |
| —                           | A100 5/16SS                 | 5/16" |
| —                           | A100 3/8 SS                 | 3/8"  |
| <b>Spring Nut — Short</b>   |                             |       |
| —                           | B100 1/4 SS                 | 1/4"  |
| —                           | B100 3/8 SS                 | 3/8"  |
| —                           | B100 1/2SS                  | 1/2"  |
| <b>Springless Nut</b>       |                             |       |
| —                           | AB100 1/4 SS                | 1/4"  |
| —                           | AB100 5/16SS                | 5/16" |
| —                           | AB100 3/8 SS                | 3/8"  |
| <b>Hex Head Cap Screw</b>   |                             |       |
| E142 (T) X (L) SS           | E142 (T) X (L) SS316        | —     |
| <b>Hex Nut</b>              |                             |       |
| E145 1/4 SS                 | —                           | 1/4"  |
| E145 5/16SS                 | —                           | 5/16" |
| E145 3/8 SS                 | —                           | 3/8"  |
| E145 1/2 SS                 | —                           | 1/2"  |

| TYPE 304 STAINLESS CAT. NO. | TYPE 316 STAINLESS CAT. NO. | SIZE      |
|-----------------------------|-----------------------------|-----------|
| <b>Fender Washer</b>        |                             |           |
| EF147 1/4 SS                | —                           | 1/4"      |
| EF147 3/8 SS                | —                           | 3/8"      |
| EF147 1/2SS                 | —                           | 1/2"      |
| <b>Square Washer</b>        |                             |           |
| AB241 1/4SS                 | AB241-1/4SS316              | 1/4"      |
| AB241 5/16SS                | —                           | 5/16"     |
| AB241 3/8 SS                | AB241-3/8 SS316             | 3/8"      |
| AB241 1/2SS                 | AB241-1/2SS316              | 1/2"      |
| <b>Rod Coupling</b>         |                             |           |
| H119 1/4SS                  | —                           | 1/4"      |
| H119 3/8SS                  | —                           | 3/8"      |
| H119 1/2SS                  | H119-1/2SS6                 | 1/2"      |
| <b>U-Bolt Beam Clamps</b>   |                             |           |
| U501SS                      | —                           | 3 3/8"H   |
| U502SS                      | —                           | 4 13/16"H |

Continuously threaded rod for use with conduit hangers and strut to suspend overhead conduit runs.

### All-Thread Rod

- All-thread steel rod coated with nominal .015" (15 mil) PVC in blue, white or gray with custom colors available on request
- Available in 1/4", 3/8" or 1/2" standard diameters and in 3-, 6- or 10-ft. standard lengths
- Also available uncoated in Type 304 or Type 316 stainless steel
- Stainless steel all-thread rod comes in 3/8" or 1/2" diameters in 6-ft. standard lengths with other diameters and lengths available on request



PVC-Coated All-Thread Rod



Stainless Steel All-Thread Rod

### Ocal® PVC-Coated Steel All-Thread Rod

| CAT. NO.             | TRADE SIZE | LENGTH |
|----------------------|------------|--------|
|                      | IN. MM     | FT. M  |
| THR1/4X10- <u>  </u> | 1/4        | 10.00  |
|                      | 6.35       | 3.05   |
| THR3/8X3- <u>  </u>  | 3/8        | 3.00   |
|                      | 9.53       | 0.91   |
| THR3/8X6- <u>  </u>  | 3/8        | 6.00   |
|                      | 9.53       | 1.83   |
| THR3/8X10- <u>  </u> | 3/8        | 10.00  |
|                      | 9.53       | 3.05   |
| THR1/2X3- <u>  </u>  | 1/2        | 3.00   |
|                      | 12.70      | 0.91   |
| THR1/2X6- <u>  </u>  | 1/2        | 6.00   |
|                      | 12.70      | 1.83   |
| THR1/2X10- <u>  </u> | 1/2        | 10.00  |
|                      | 12.70      | 3.05   |

| CAT. NO.                               | DIAMETER X LENGTH | COLOR |
|--|-------------------|-------|
| <b>THR3/8X3-<u>  </u></b>              |                   |       |
| <u>  </u> = space for color identifier |                   |       |
|  | <b>G</b> = Gray   |       |
|  | <b>W</b> = White  |       |
|  | <b>B</b> = Blue   |       |
| Custom colors also available.          |                   |       |

### Stainless Steel All-Thread Rod

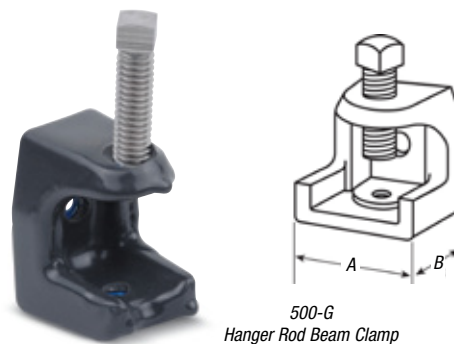
| TYPE 304 STAINLESS CAT. NO. | TYPE 316 STAINLESS CAT. NO. | TRADE SIZE IN. MM | LENGTH FT. M |
|-----------------------------|-----------------------------|-------------------|--------------|
| H104-3/8X6SS                | H104 3/8X6SS316             | 3/8 9.53          | 6.00 1.83    |
| H104 3/8X12SS               | H104-3/8X12SS6              | 3/8 9.53          | 12.00 3.66   |
| H104-1/2X6SSC               | H104-1/2X6SS6               | 1/2 12.70         | 6.00 1.83    |
| H104 1/2X12SS               | H104 1/2X12SS316            | 1/2 12.70         | 12.00 3.66   |

## PVC-Coated Strut and Accessories

### Corrosion-protected clamps for hanging threaded rod.

#### Ocal® PVC-Coated Hanger Rod Beam Clamps

- Malleable iron construction
- Nominal .015" (15 mil) PVC coating in blue, white, gray or custom colors
- 500, 502 and 503 also available uncoated in Type 316 stainless steel; add -SS316 to catalog number to order (for example: 502-SS316)



500-G  
Hanger Rod Beam Clamp

| CAT. NO.                       | COLOR |
|--------------------------------|-------|
| <b>500</b> - _____             |       |
| _ = space for color identifier |       |
| G = Gray                       |       |
| W = White                      |       |
| B = Blue                       |       |
| Custom colors also available.  |       |

| CAT. NO. | BASE "A"<br>IN.<br>MM | BASE "B"<br>IN.<br>MM | JAW OPENING<br>IN.<br>MM | TAPPED HOLE<br>IN.<br>MM | LOAD RATING†<br>LBS.<br>KG |
|----------|-----------------------|-----------------------|--------------------------|--------------------------|----------------------------|
| 500-__   | 1<br>25.40            | 1¼<br>31.75           | 1⁄₁₆<br>23.81            | ¼ - 20<br>6.35 - 20      | 450<br>204.12              |
| 501-__   | 1½<br>38.10           | 1¾<br>41.28           | 3⁄₁₆<br>22.23            | 5⁄₁₆ - 18<br>7.94 - 18   | 800<br>362.87              |
| 502-__   | 2<br>50.80            | 2<br>50.80            | 1<br>25.40               | ¾ - 16<br>9.53 - 16      | 1300<br>589.67             |
| 503-__   | 2¾<br>66.68           | 3<br>63.50            | 1<br>25.40               | ½ - 13<br>12.70 - 13     | 1300<br>589.67             |
| 508-__   | 2½<br>63.50           | 2¾<br>60.33           | 2¾<br>53.98              | ½ - 13<br>12.70 - 13     | 1700<br>771.11             |

\* Metric size designator (ANSI C80.1-1994).

† Load ratings based on bottom hole of beam clamp with safety factor of three.

CSA File No. LR-52208

### Includes stainless steel bolt and nut for fast, easy installation.

#### Ocal® PVC-Coated Mini Conduit Hangers

- Nominal .015" (15 mil) PVC coating in blue, white, gray or custom colors
- Rated for loads of up to 500 lbs. (226.80kg) with a safety factor of three



MINE3/4-G  
Mini Conduit Hanger

| CAT. NO.                       | COLOR |
|--------------------------------|-------|
| <b>MINE 1</b> - _____          |       |
| _ = space for color identifier |       |
| G = Gray                       |       |
| W = White                      |       |
| B = Blue                       |       |
| Custom colors also available.  |       |

| CAT. NO.     | PIPE SIZE<br>IN.<br>METRIC SIZE DESIGNATOR* |
|--------------|---|
| MINE1/2-__   | ½<br>16                                     |
| MINE3/4-__   | ¾<br>21                                     |
| MINE1-__     | 1<br>27                                     |
| MINE1-1/4-__ | 1¼<br>35                                    |
| MINE1-1/2-__ | 1½<br>41                                    |
| MINE2-__     | 2<br>53                                     |
| MINE2-1/2-__ | 2½<br>63                                    |
| MINE3-__     | 3<br>78                                     |
| MINE3-1/2-__ | 3½<br>91                                    |
| MINE4-__     | 4<br>103                                    |

\* Metric size designator (ANSI C80.1-1994).

## PVC-Coated Strut and Accessories

Designed for easy attachment of conduit to strut!

### Pipe Straps for Strut

Just twist-insert these pipe straps anywhere you need them along the slot side of a channel. For additional flexibility, you can position the straps as closely as your pipe couplings permit.

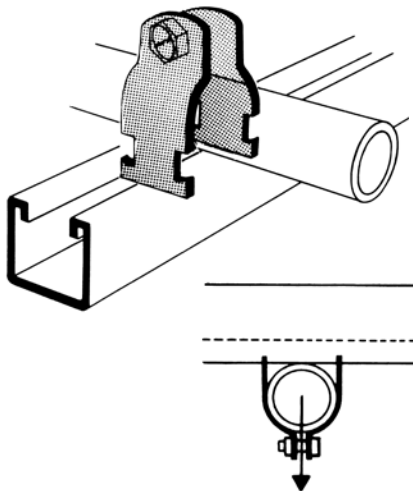
- Combination slot and hex head bolt for flexibility of attachment
- Captivated square nut on shoulder enables easy one-handed tightening
- Use with either 1 5/8" or 1 1/2" strut for greater versatility
- Shipped pre-assembled for easier counting, sorting and handling
- Available with nominal .015" (15 mil) PVC coating in your choice of blue, white or gray standard colors (custom colors also available on request)
- Or choose uncoated Cobra® Clamps in Type 316 stainless steel



Stainless Steel  
Cobra® Clamp



PVC-Coated  
Pipe Strap



#### Stainless Steel Cobra® Clamp — Type 316

| TYPE 316<br>STAINLESS<br>CAT. NO. | PIPE SIZE<br>IN.<br>METRIC SIZE DESIGNATOR* |
|-----------------------------------|---|
| CPC075SS6                         | 1/2<br>16                                   |
| CPC100SS6                         | 3/4<br>21                                   |
| CPC100SS6                         | 1<br>27                                     |
| CPC150SS6                         | 1 1/4<br>35                                 |
| CPC150SS6                         | 1 1/2<br>41                                 |
| CPC200SS6                         | 2<br>53                                     |
| CPC250SS6                         | 2 1/2<br>63                                 |
| CPC300SS6                         | 3<br>78                                     |
| CPC350SST                         | 3 1/2<br>91                                 |
| CPC400SS6                         | 4<br>103                                    |

\* Metric size designator (ANSI C80.1-1994).

**Note:** Stainless steel strut straps are recommended only for use with stainless steel strut. Stainless steel straps may damage the PVC coating on PVC-coated strut.

#### Ocal® PVC-Coated Strut Pipe Straps

| CAT. NO.               | PIPE SIZE<br>IN.<br>METRIC SIZE DESIGNATOR* |
|------------------------|---|
| SS1/2- <sub>  </sub>   | 1/2<br>16                                   |
| SS3/4- <sub>  </sub>   | 3/4<br>21                                   |
| SS1- <sub>  </sub>     | 1<br>27                                     |
| SS1-1/4- <sub>  </sub> | 1 1/4<br>35                                 |
| SS1-1/2- <sub>  </sub> | 1 1/2<br>41                                 |
| SS2- <sub>  </sub>     | 2<br>53                                     |
| SS2-1/2- <sub>  </sub> | 2 1/2<br>63                                 |
| SS3- <sub>  </sub>     | 3<br>78                                     |
| SS3-1/2- <sub>  </sub> | 3 1/2<br>91                                 |
| SS4- <sub>  </sub>     | 4<br>103                                    |
| SS5- <sub>  </sub>     | 5<br>129                                    |

\* Metric size designator (ANSI C80.1-1994).

| CAT. NO.     | SIZE                                       | COLOR         |
|--------------|--|---------------|
| <b>SS 1-</b> |  |               |
|              | <sub>  </sub>                              | <sub>  </sub> |
|              | <sub>  </sub> = space for color identifier |               |
|              | <b>G</b> = Gray                            |               |
|              | <b>W</b> = White                           |               |
|              | <b>B</b> = Blue                            |               |
|              | Custom colors also available.              |               |



## PVC-Coated Strut and Accessories


Fewer parts, less installation time and huge labor savings!

### Trapnut® Strut Fastener

The unique scissor action of the Trapnut® Strut Fastener closes at any desired position on the threaded rod. Once closed, precision threads trap the rod for a sturdy hold that can be adjusted up or down for fine-tune positioning. While the versatile Trapnut® Fastener has a locking pin that holds it in the desired position, it can also be removed and reused.



Standard method using nuts and washers



New method using Trapnut® Strut Fastener

Unlike a hex nut, there's no need to thread the Trapnut® Fastener from either end of the rod, saving valuable time on the job. While the Trapnut® Fastener is a time-saver for new work, it's invaluable for retrofit applications. Rather than disassembling an existing trapeze to run additional conduit above it, simply clamp the Trapnut® Fastener between the trapeze and beam clamp for a speedy retrofit solution. It's ideal for applications where the rod ends aren't accessible.

The Trapnut® Fastener offers sturdy, load-bearing steel construction, so you can be confident of a solid installation. In addition, the Trapnut® Fastener functions as a hex nut, square washer and flat washer all in one, so there are fewer parts to keep track of on the job.

- Takes 30% less time than the traditional method on new work\*
- Takes 43% less time than the traditional method on retrofit applications\*

\* Based on time study conducted by Thomas & Betts comparing the time to install 15 feet of 2" conduit with typical trapeze assemblies using washers and nuts versus Trapnut® fasteners.







#### Type 316 Stainless Steel Trapnut® Fastener

| CAT. NO.     | MATERIAL                 | SIZE<br>IN.<br>MM | DESIGN LOAD<br>LBS.<br>KG |
|--------------|--------------------------|-------------------|---------------------------|
| H122-1/4-SS6 | Type 316 Stainless Steel | ¼"<br>6.35        | 150.00<br>68.04           |
| H122-3/8-SS6 | Type 316 Stainless Steel | ⅜"<br>9.53        | 590.00<br>267.62          |
| H122-1/2-SS6 | Type 316 Stainless Steel | ½"<br>12.70       | 1080.00<br>489.88         |



#### Trapnut® Fastener is Quick and Easy to Install



#### Hold in the open position.

- No need to thread the Trapnut® Fastener from either end of the rod — saves valuable time
- Perfect for retrofit applications where the rod ends are not accessible

#### Insert the bottom plate on the rod and close the top plate.

- Precision threads trap the threaded rod for a sturdy hold that can be adjusted up or down for fine-tune positioning
- Functions as a hex nut, square washer and flat washer combined

#### Press the pin with pliers.

- Locking pin holds Trapnut® Fastener in the desired position
- Can be removed and reused

#### Tighten to the desired position with pliers.

- Can be adjusted up or down for fine-tune positioning
- Sturdy, load-bearing stainless steel construction
- Sized to provide custom fit for either 1½" or 1½" strut systems



## Ocal® Installation Products

### The Right Tools for the Job!

Thomas & Betts Ocal® PVC-Coated Conduit is designed to prevent corrosion from striking weak points in conduit systems. But any PVC-coated conduit system is only as good as the installation job. The wrong tools can result in incorrectly installed pipes and fittings or damage to PVC coating, creating those weak points where corrosion starts.

After careful research and evaluation, Thomas & Betts now offers you the very best installation tools available for PVC-coated conduit. These tools are ready for use on PVC-coated conduit right out of the box. What that means to you, the installer, is lower costs — in equipment, in installation time and in time you'd normally have to spend adapting standard tools for use on PVC-coated conduit.



### Hassle-Free Installation

Count on Thomas & Betts to provide a hassle-free way for installers to get the right tools for the job in their hands — just another benefit of using Ocal® products.

For more information on Ocal® Installation Guidelines, see **pages 65–71**.

*Ocal® Installation Products*

Bends 1/2" through 2" PVC-coated conduit.

**GREENLEE® Model 555 Electric Bender for PVC-Coated Conduit**

When you use this electric bending machine on 1/2" through 2" conduit, the shoes as well as the roller assembly should be of the type designed specifically for use with PVC-coated conduit.

If you use conventional shoes, the shoes and each of the rollers in the roller assembly must be machined 60 thousandths. Some manufacturers use slide bars instead of a roller assembly, and these, too, must be machined 60 thousandths.

Be sure to compensate for "spring back," since PVC coating often requires the setting to be off as much as 5°.



Conduit & Fittings — Ocal® Corrosion-Resistant Conduit Systems

| CAT. NO.  | DESCRIPTION                         |
|---|-------------------------------------|
| GBENDER   | GREENLEE® Model 555 Bender          |
| <b>Shoes and Roller Kit for 40-mil PVC-Coated Conduit</b> |                                     |
| 37279   | 1/2" – 2" Shoes and Roller Supports |
| <b>Kit Consists of One Each:</b>                          |                                     |
| 00946   | 1/2" through 1 1/4" Roller Support  |
| 00573   | 1/2" through 1 1/4" Shoe            |
| 37281   | 1 1/2" and 2" Shoe                  |
| 37282   | 1 1/2" through 2" Roller Support    |
| 23818   | Metal Storage Box                   |

Make saddles, offsets and conventional bends.

**Hand Bender for PVC-Coated Conduit**



| CAT. NO. | CONDUIT SIZE |
|----------|--------------|
| 35220    | 1/2"         |
| 35225    | 3/4"         |
| 2424A8   | 1"           |

Ocal® Installation Products

High-speed threading — up to 25 rpm!

**RHINO® High-Performance Threading Machine**



RHINO® Threading Machine with optional wheeled stand

- Standard threading machine with built-in pipe cutter, reamer, foot-operated safety switch, ½" to 2" and 2½" to 4" automatic die heads and precision alloy dies
- Heavy-duty, 115V AC/DC, 50/60 Hz motor develops up to 3hp
- Quiet operation — 85dB maximum noise level
- Easy to maintain and service
- Precision pipe cutter with dual guide for accuracy and control
- COLLINS® SUPER GRIP R/L chucking system features four heavy-duty jaws, specially designed for PVC-coated conduit, at front and rear to automatically grip and center pipe

| CAT. NO.   | DESCRIPTION  |
|--|--|
| <b>RHINO® High-Performance Threading Machine</b>                   |  |
| P00551C  | RHINO® ½"-4" Threading Machine with Jaws for PVC-Coated Conduit    |
| ROTH00548  | Optional Wheeled Stand with Tool Tray for RHINO® Threading Machine |
| <b>Replacement Threading Die Sets for RHINO® Threading Machine</b> |  |
| 89101  | ½"-¾" Threading Die Set  |
| 89102  | 1"-2" Threading Die Set  |
| 59912  | 2½"-4" Threading Die Set   |
| <b>Replacement Jaws Sets for RHINO® Threading Machine</b>          |  |
| P20305C  | Jaw Set for PVC-Coated Conduit                                     |
| ROTH02385  | Jaw Set for Galvanized Rigid Conduit                               |

Portable and compact for mobile use and hard-to-reach spaces!

**SUPERTRONIC® 2000 Power Threader**



- Quick and easy production of precision-threaded joints to approved standards
- Dust-tight casing with sealed lubrication ensures long service life and low maintenance
- Optimized gearing for high-performance output with minimal energy consumption
- 15–25 rpm threading speed with 60 rpm rapid reverse for time savings
- Complete set includes SUPERTRONIC® 2000, forged pipe clamp, thread-cutting spray, quick-change die heads with tempered-steel precision dies for ½", ¾", 1", 1¼", 1½" and 2" PVC-coated conduit and carrying case



Forged pipe clamp, shown above, is included with the P71259C SUPERTRONIC® 2000 Power Threader Set

| CAT. NO. | DESCRIPTION   |
|----------|---|
| P71259C  | SUPERTRONIC® 2000 Power Threader Set for ½", ¾", 1", 1¼", 1½" and 2" PVC-Coated Conduit |



## Ocal® Installation Products

### Threads ½" to 2" conduit in seconds!

#### MINI-COLLINS® Electric Power Drive

- Lightweight, compact design goes anywhere — only 28" long and requires only 1¾" clearance in trenches, overhead and other tight spaces
- Easy to maintain — built-in fill plug eliminates disassembly of gearbox for oiling
- 115V, 15A reversible motor provides the power to make any turning job easier
- Tightens nuts, drives cable pullers, turns hoists and jacks, opens and closes valves and drives up to 6" geared threaders
- Compatible with RIDGID® 12R die heads
- Cat. No. 13158 Adapter enables SUPER CUT die heads (below) to be used with ROTHENBERGER® MINI-COLLINS® and RIDGID® Model 700 portable threading machines



MINI-COLLINS® Electric Power Drive



The two-piece 13158 adapter enables the use of SUPER CUT die heads with the MINI-COLLINS®. For dies up to 1¼" in size, use both pieces together, as shown at above right. For larger dies, separate the two pieces, as shown at above left, and use only the outer ring.

| CAT. NO.  | DESCRIPTION  |
|---|--|
| <b>MINI-COLLINS® Electric Power Drive &amp; Accessories</b> |  |
| ROTH00074   | MINI-COLLINS® Electric Power Drive                       |
| 13158   | MINI-COLLINS® Adapter for SUPER CUT Die Heads            |
| ROTH00117   | MINI-COLLINS® 1" Square Shaft Drive for Geared Threaders |
| ROTH00119   | Steel Carrying Case for MINI-COLLINS®                    |

## Machined to thread PVC-coated conduit.

#### SUPER CUT Die Heads



- Optimized cutting geometry offers easy starting and excellent shaving discharge
- Purchase dies individually
- Or choose the complete set, including ratchet handle, quick-change die heads, tempered-steel precision dies for ½", ¾", 1", 1¼", 1½" and 2" PVC-coated conduit and plastic carrying case
- Fit SUPERTRONIC® 2000 threader
- Use with MINI-COLLINS® (above) or RIDGID® Model 700 with Catalog No. 13158 adapter (above)

| CAT. NO. | DESCRIPTION                  |
|----------|------------------------------|
| P70905C  | Complete Die Set for ½" – 2" |
| P70912C  | ½" Die                       |
| P70913C  | ¾" Die                       |
| P70914C  | 1" Die                       |
| P70915C  | 1¼" Die                      |
| P70849C  | 1½" Die                      |
| P70850C  | 2" Die                       |

## Ocal® Installation Products

### Equipped with chain vise.

#### Tri-Stand Vise

- Sturdy, stable frame collapses for easy mobility and storage
- Ceiling brace for overhead support enables you to secure frame even during difficult work
- Features recesses for bending tubes 3/8", 1/2" and 3/4" O.D.



ROTH00076

| CAT. NO.  | DESCRIPTION  | PIPE CAPACITY IN.<br>METRIC SIZE DESIGNATOR* |
|-----------|--|--|
| ROTH00076 | Tri-Stand with 6" Chain Vise<br>(use with Ocal® Half-Shell Clamps) | 1/2 – 6<br>16 – 155                          |


\* Metric size designator (ANSI C80.1-1994).

### Superior design and construction for faster, safer chain-vise clamping of PVC-coated conduit.

#### Ocal® Half-Shell Clamps

If you already have a chain vise, now you can avoid the expense of purchasing a yoke vise with special jaws — or the trouble of making clamps out of PVC or steel pipe — to cut and thread PVC-coated conduit. These Half-Shell Clamps come in the full range of 1/2" to 6" trade sizes. Buy the individual sizes you need, or choose our convenient set, which contains all the sizes from 1/2" to 2" in a handy carrying/storage case.

A unique internal design ensures secure clamping while protecting the integrity of the conduit's PVC coating. Cast from ductile iron for extreme strength and durability, Ocal® Half-Shell Clamps offer you years of consistent, reliable service.



- Two-piece construction, cast from ductile iron for exceptional strength, durability and performance
- Cross-hatched interior surface grips conduit securely while safeguarding PVC jacket from damage
- Available individually in 1/2" through 6" trade sizes
- Also available in a convenient set – 1/2" to 2" trade sizes
- Each clamp clearly marked with trade size for easy identification
- Openings at each end enable hanging for handy storage



| CAT. NO.   | CONDUIT SIZE |         |
|--|--------------|---------|
|  | IN.          | METRIC* |
| <i>Individual Half-Shell Clamps</i>                    |              |         |
| HLF-SHL-CLP1/2   | 1/2          | 16      |
| HLF-SHL-CLP3/4   | 3/4          | 21      |
| HLF-SHL-CLP1   | 1            | 27      |
| HLF-SHL-CLP1-1/4                                       | 1 1/4        | 35      |
| HLF-SHL-CLP1-1/2                                       | 1 1/2        | 41      |
| HLF-SHL-CLP2   | 2            | 53      |
| HLF-SHL-CLP2-1/2                                       | 2 1/2        | 63      |
| HLF-SHL-CLP3   | 3            | 78      |
| HLF-SHL-CLP3-1/2                                       | 3 1/2        | 91      |
| HLF-SHL-CLP4   | 4            | 103     |
| HLF-SHL-CLP5   | 5            | 129     |
| HLF-SHL-CLP6   | 6            | 155     |
| <i>Half-Shell Clamp Set (in carrying/storage case)</i> |              |         |
| HLF-SHL-CLP-SET1                                       | 1/2 – 2      | 16–53   |

\* Metric size designator (ANSI C80.1-1994).




## Ocal® Installation Products

Designed to hold PVC-coated conduit safely and securely in a yoke-style vise.

### Ocal® Jaws for PVC-Coated Conduit

- Replaces the standard jaw inserts in a yoke vise
- Provides greater clamping force and prevents pipe from spinning during threading
- Machined aluminum construction
- Three-piece set



| CAT. NO. | DESCRIPTION                       | WEIGHT |      |
|----------|-----------------------------------|--------|------|
|          |                                   | LBS.   | KG   |
| JAWS23   | Used with RIDGID No. 23 Yoke Vise | 2.80   | 1.27 |

Specially designed for cutting PVC-coated conduit.

### Steel Pipe Cutters

- Easy pressure control transmits optimum force onto tube
- Hardened, high-alloy steel cutter wheel provides long service life and burr-free external cutting

| CAT. NO. | DESCRIPTION                  | PIPE O.D. |
|----------|------------------------------|-----------|
| P70045C  | Steel Pipe Cutter — Up to 2" | 1/8"–2"   |
| P70060C  | Steel Pipe Cutter — Up to 4" | 1/8"–4"   |



Rapid and clean deburring!

### Ratchet Pipe Reamer

- Smooth-running ratchet
- Tempered-steel cutting bit
- For steel tubes 1/4" to 2" O.D.

| CAT. NO. | DESCRIPTION         | PIPE O.D. |
|----------|---------------------|-----------|
| 70289    | Ratchet Pipe Reamer | 1/4"–2"   |



## Ocal® Installation Products

Removable aluminum jaws for PVC-coated conduit.

### Ocal® J-Wrenches

Use with our pliers, or purchase just the jaws and adapt your own!



J460



J460



J42



J442

| CAT. NO. | DESCRIPTION            | PIPE CAPACITY |
|----------|------------------------|---------------|
| J442     | 12" J-Wrench with Jaws | ½" to 1¼"     |
| J460     | 16" J-Wrench with Jaws | 1½" to 2½"    |
| J42      | 12" Jaw Set only       | ½" to 1¼"     |
| J60      | 16" Jaw Set only       | 1½" to 2½"    |

Jaws grip PVC-coated pipe securely without damaging the plastic coating!

### Aluminum Pipe Wrenches

- Extremely light aluminum alloy offers high strength but weighs 40% less than standard cast
- Self-clamping, spring-supported hook for easy, one-handed, ratchet-like use
- Scale on hook for quick preset of tube diameter



| CAT. NO. | LENGTH<br>IN. MM | STEEL TUBE O.D. MAX. IN.<br>METRIC SIZE DESIGNATOR* |
|----------|------------------|---|
| P70159C  | 10<br>254        | 1½<br>16  |
| P70160C  | 14<br>356        | 2<br>53   |
| P70161C  | 18<br>457        | 2½<br>63  |
| P70162C  | 24<br>610        | 3<br>78   |

\* Metric size designator (ANSI C80.1-1994).

Specially coated strap won't absorb oil.

### Strap Wrenches



31370

31355

| CAT. NO. | HANDLE LENGTH<br>IN. MM | STRAP LENGTH<br>IN. MM | STRAP WIDTH<br>IN. MM | PIPE CAPACITY<br>IN. MM | PIPE CAPACITY (O.D.)<br>IN. MM | WEIGHT<br>LBS. KG |
|----------|-------------------------|------------------------|-----------------------|-------------------------|--------------------------------|-------------------|
| 31355    | 11.75<br>298.45         | 17.00<br>431.80        | 1.75<br>44.45         | 2.00<br>50.80           | 3.50<br>88.90                  | 1.75<br>.79       |
| 31370    | 18.00<br>457.20         | 29.25<br>742.95        | 1.75<br>44.45         | 5.00<br>127.00          | 5.50<br>139.70                 | 2.75<br>1.25      |

## Ocal® Installation Products

Protects, lubricates and enhances the conductivity of all electrical connections!

### KOPR-SHIELD® Joint Compound

- Meets NEC® requirements for protection against corrosion: *“Where corrosion protection is necessary and the conduit is threaded in the field, all threads shall be coated with an approved electrically conductive, corrosion-resistant compound.”*
- Extremely adhesive compound flows smoothly into uneven contours and voids, ensuring easy application and complete, positive protection and lubrication
- Won't settle out, thin, thicken, harden or dry out under the most severe environmental conditions
- Excellent temperature characteristics — can be brushed on at -50° F to 250° F (-45° C to 121° C) and remains intact for short periods even at 1,800° F (982° C)
- Ensures low resistance and seals out air and moisture
- Unique, homogenized blend of pure, polished colloidal copper, rust and corrosion inhibitors

NEC and National Electrical Code are registered trademarks of the National Fire Protection Association, Inc.



#### KOPR-SHIELD® Joint Compound

| CAT. NO.    | CONTAINER     | SIZE                  |
|-------------|---------------|-----------------------|
| 201-31879   | Brush Cap Can | 1½ oz. (.04 liter)    |
| 201-31879-1 | Brush Cap Can | 4 oz. (.12 liter)     |
| CP8-TB      | Brush Cap Can | 8 oz. (.24 liter)     |
| CP16        | Brush Cap Can | 1 pint (.47 liter)    |
| CP128       | Can           | 1 gallon (3.79 liter) |

*Note: Not recommended for food & beverage processing applications.*

Conduit & Fittings — Ocal® Corrosion-Resistant Conduit Systems



Fast-drying, air-cure patch for Ocal® conduit and fittings.

### Ocal® Touch-Up Compounds

| CAT. NO.                       | CONTAINER     | SIZE                  | COLOR      |
|--------------------------------|---------------|-----------------------|------------|
| <b>Exterior PVC Patch</b>      |               |                       |            |
| SPRAY-G                        | Spray Can     | 12½ oz. (.37 liter)   | Dark Gray  |
| SPRAY-W                        | Spray Can     | 12½ oz. (.37 liter)   | White      |
| SPRAY-B                        | Spray Can     | 12½ oz. (.37 liter)   | Light Blue |
| PATCHP-G                       | Brush Cap Can | 1 pint (.47 liter)    | Dark Gray  |
| PATCHP-W                       | Brush Cap Can | 1 pint (.47 liter)    | White      |
| PATCHP-B                       | Brush Cap Can | 1 pint (.47 liter)    | Light Blue |
| PATCHG-G                       | Bottle        | 1 gallon (3.79 liter) | Dark Gray  |
| PATCHG-W                       | Bottle        | 1 gallon (3.79 liter) | White      |
| PATCHG-B                       | Bottle        | 1 gallon (3.79 liter) | Light Blue |
| <b>Interior Urethane Patch</b> |               |                       |            |
| URETHANEPATCH                  | Brush Cap Can | 1 pint (.47 liter)    | Blue       |

## Ocal® Installation Products

### A better patching solution for hot weather applications!

#### Ocal® Heat-Cure Patch

Even in the best of installations, the PVC jacket on PVC-coated conduit or fittings can be cut, nicked or abraded. To maintain corrosion protection, Ocal® has added a new, thicker PVC patch to its offering of touch-up compounds.

Ideal for use in hot weather, Ocal® Heat-Cure Patch offers a thicker consistency at high ambient temperatures than standard air-cure patches, ensuring better coverage and a more effective patch.

#### Ocal® Heat-Cure Patch makes patching fast and easy.

- 1 Make sure the area to be patched is clean and dry.
- 2 Squeeze the amount of patch material needed onto the area to be repaired.
- 3 If necessary, spread and level the patch material with a putty knife.
- 4 Apply heat with a heat gun or torch, such as the T&B® Portable Heat-Shrink Torch.
- 5 Being careful not to overheat (500° F/260° C max.), apply heat for two minutes total, or at least one minute after surface of patch has turned glossy. (The patch material is a glossy liquid that turns flat with initial heat application and then turns glossy again as heating continues.)
- 6 Allow the patched area to air cool, or use a water quench.



**NEW!**

| CAT NO.  | COLOR      | SIZE              |
|----------|------------|-------------------|
| PATCHT-G | Dark Gray  | 6 oz. (.18 liter) |
| PATCHT-W | White      | 6 oz. (.18 liter) |
| PATCHT-B | Light Blue | 6 oz. (.18 liter) |

### Separate controls enable precise adjustment of flame and temperature!

#### T&B® Portable Heat-Shrink Torch

- 2,500° F (1,371° C) output capacity satisfies virtually any heating, brazing or soldering requirement
- Dual fuel- and air-flow controls enable separate adjustment of temperature and flame precision
- Brass and steel construction provides durability
- Operates on standard butane lighter fluid (not included)

#### Specifications

- Dimensions (without base) L x W x H:  
3.90" x 1.40" x 5.40"  
99.06mm x 35.56mm x 137.16mm
- Fuel Tank Capacity:  
2.03 fl. oz.  
60.03ml
- Weight (when filled):  
9.88 oz.  
280.09g
- Operating Time (per full fuel tank):  
Up to 220 minutes



| CAT. NO.  | DESCRIPTION                |
|-----------|----------------------------|
| WT-PTORCH | Portable Heat-Shrink Torch |



## Technical Information

### Ocal® PVC Exterior Coating Chemical Resistance

| SOLUTIONS                               | CONC. | TEMP. | RECOMMENDED EXPOSURE |        |       |
|---|-------|-------|----------------------|--------|-------|
|   |       |       | SPLASHING            | LIQUID | FUMES |
| Acetic Acid                             | 10%   | 120   | no                   | no     | no    |
| Acid Copper Plating Solution            |       | 160   | yes                  | yes    | yes   |
| Alkaline Cleaners                       |       | 160   | yes                  | yes    | yes   |
| Aluminum Chloride                       | Sat'd | 160   | yes                  | yes    | yes   |
| Aluminum Sulfate                        | Sat'd | 160   | yes                  | yes    | yes   |
| Alums                                   | Sat'd | 160   | yes                  | yes    | yes   |
| Ammonium Chloride                       | Sat'd | 160   | yes                  | yes    | yes   |
| Ammonium Hydroxide                      | 28%   | 120   | yes                  | yes    | yes   |
| Ammonium Hydroxide                      | 10%   | 120   | yes                  | yes    | yes   |
| Ammonium Sulfate                        | Sat'd | 160   | yes                  | yes    | yes   |
| Ammonium Thiocyanate                    | Sat'd | 160   | yes                  | yes    | yes   |
| Amyl Alcohol                            | Any   | 90    | yes                  | yes    | yes   |
| Arsenic Acids                           | Any   | 150   | yes                  | yes    | yes   |
| Barium Sulfide                          | Sat'd | 120   | yes                  | yes    | yes   |
| Black Liquor                            | Sat'd | 90    | yes                  | yes    | yes   |
| Benzoic Acid                            | Sat'd | 160   | yes                  | yes    | yes   |
| Brass Plating Solution                  | Any   | 160   | yes                  | yes    | yes   |
| Bromine Water                           | Sat'd | 120   | yes                  | yes    | yes   |
| Butyl Alcohol                           | Any   | 90    | yes                  | yes    | yes   |
| Cadmium Plating Solution                | Any   | 150   | yes                  | yes    | yes   |
| Calcium Bisulfite                       | Any   | 150   | yes                  | yes    | yes   |
| Calcium Chloride                        | Sat'd | 160   | yes                  | yes    | yes   |
| Calcium Hypochlorite                    | Sat'd | 120   | yes                  | yes    | yes   |
| Carbonic Acid                           | Sat'd | 160   | yes                  | yes    | yes   |
| Casein                                  | Sat'd | 90    | yes                  | yes    | yes   |
| Castor Oil                              | Any   | 90    | yes                  | yes    | yes   |
| Caustic Soda                            | 35%   | 120   | yes                  | yes    | yes   |
| Caustic Soda                            | 10%   | 150   | yes                  | yes    | yes   |
| Caustic Potash                          | 35%   | 120   | yes                  | yes    | yes   |
| Caustic Potash                          | 10%   | 150   | yes                  | yes    | yes   |
| Chlorine Water                          | Sat'd | 90    | yes                  | yes    | yes   |
| Chromium Plating Solution               | Any   | 150   | yes                  | yes    | yes   |
| Citric Acid                             | Sat'd | 160   | yes                  | yes    | yes   |
| Copper Chloride (Cupric)                | Sat'd | 160   | yes                  | yes    | yes   |
| Copper Cyanide Plating Sol (High Speed) | Any   | 160   | yes                  | yes    | yes   |
| (with Alkali Cyanides)                  | Any   | 180   | yes                  | yes    | yes   |
| Copper Sulfate                          | Sat'd | 160   | yes                  | yes    | yes   |
| Coconut Oil                             | Sat'd | 90    | yes                  | yes    | yes   |
| Cottonseed Oil                          | Sat'd | 90    | yes                  | yes    | yes   |
| Disodium Phosphate                      | Sat'd | 160   | yes                  | yes    | yes   |
| Ethyl Alcohol                           | Any   | 90    | yes                  | yes    | yes   |
| Ethylene Glycol                         | Any   | 90    | yes                  | no     | yes   |
| Ferric Chloride                         | 45%   | 120   | yes                  | yes    | yes   |
| Ferrous Sulfate                         | Sat'd | 150   | yes                  | yes    | yes   |
| Fluoboric Acid                          | Any   | 150   | yes                  | yes    | yes   |
| Formaldehyde                            | 37%   | 120   | yes                  | yes    | yes   |
| Formic Acid                             | 85%   | 100   | no                   | no     | no    |
| Gallic Acid                             | Sat'd | 150   | no                   | no     | yes   |
| Glucose                                 | Any   | 150   | yes                  | yes    | yes   |
| Glue                                    | Any   | 150   | yes                  | yes    | yes   |
| Glycerine                               | Any   | 90    | yes                  | yes    | yes   |
| Gold Plating Solution                   | Any   | 150   | yes                  | yes    | yes   |
| Hydrochloric Acid                       | 10%   | 120   | yes                  | no     | yes   |
| Hydrochloric Acid                       | 21.5% | 120   | yes                  | no     | yes   |
| Hydrochloric Acid                       | 37.5% | 120   | yes                  | no     | yes   |
| Hydrochloric Acid                       | 37.5% | 90    | yes                  | no     | yes   |
| Hydrofluoric Acid                       | 4%    | 140   | yes                  | no     | yes   |
| Hydrofluoric Acid                       | 10%   | 120   | yes                  | no     | yes   |
| Hydrofluoric Acid                       | 48%   | 120   | yes                  | no     | yes   |
| Hydrogen Peroxide                       | 30%   | 120   | yes                  | yes    | yes   |
| Hydrogen Sulfide                        | Sat'd | 120   | yes                  | yes    | yes   |
| Hydroquinone                            | Any   | 90    | yes                  | yes    | yes   |
| Indium Plating Solution                 | Any   | 150   | yes                  | yes    | yes   |
| Lactic Acid                             | 50%   | 120   | yes                  | yes    | yes   |
| Lactic Acid                             | Any   | 90    | yes                  | yes    | yes   |

| SOLUTIONS                         | CONC.      | TEMP. | RECOMMENDED EXPOSURE |        |       |
|-----------------------------------|------------|-------|----------------------|--------|-------|
|                                   |            |       | SPLASHING            | LIQUID | FUMES |
| Lead Plating Solution             | Any        | 150   | yes                  | yes    | yes   |
| Malic Acid                        | Any        | 90    | yes                  | yes    | yes   |
| Methyl Alcohol                    | Any        | 90    | yes                  | yes    | yes   |
| Mineral Oils                      | Any        | 90    | yes                  | yes    | yes   |
| Nickel Acetate                    | Sat'd      | 160   | yes                  | yes    | yes   |
| Nickel Plating Solution           |            | 160   | yes                  | yes    | yes   |
| Nickel Salts                      | Sat'd      | 160   | yes                  | yes    | yes   |
| Nitric Acid                       | 35%        | 120   | yes                  | no     | yes   |
| Nitric Acid                       | 40%        | 90    | yes                  | no     | yes   |
| Nitric Acid                       | 60%        | 120   | yes                  | no     | yes   |
| Nitric Acid/<br>Hydrofluoric Acid | 15%<br>4%  | 140   | yes                  | yes    | yes   |
| Nitric Acid/<br>Sodium Dichromate | 16%<br>13% | 130   | yes                  | yes    | yes   |
| Water                             | 71%        |       |                      |        |       |
| Oleic Acid                        | Any        | 90    | yes                  | yes    | yes   |
| Oxalic Acid                       | Sat'd      | 120   | yes                  | yes    | yes   |
|                                   | Any        | 90    | yes                  | yes    | yes   |
| Phenol                            | Sat'd      | 120   | no                   | no     | no    |
| Phosphoric Acid                   | 75%        | 150   | yes                  | yes    | yes   |
| Phosphoric Acid                   | 85%        | 120   | yes                  | yes    | yes   |
| Phosphoric Acid                   | 85%        | 160   | yes                  | yes    | yes   |
| Potassium Acid Sulfate            | Sat'd      | 150   | yes                  | yes    | yes   |
| Potassium Antimonate              | Sat'd      | 150   | yes                  | yes    | yes   |
| Potassium Bisulfite               | Sat'd      | 90    | yes                  | yes    | yes   |
| Potassium Chloride                | Sat'd      | 160   | yes                  | yes    | yes   |
| Potassium Cuprocyanide            | Sat'd      | 150   | yes                  | yes    | yes   |
| Potassium Cyanide                 | Sat'd      | 160   | yes                  | yes    | yes   |
| Potassium Dichromate              | Sat'd      | 160   | yes                  | yes    | yes   |
| Potassium Hypochlorite            | Sat'd      | 90    | yes                  | no     | yes   |
| Potassium Sulfide                 | Sat'd      | 150   | yes                  | yes    | yes   |
| Potassium Thiosulfate             | Sat'd      | 150   | yes                  | yes    | yes   |
| Propyl Alcohol                    | Sat'd      | 150   | yes                  | yes    | yes   |
| Rhodium Plating Solution          | Sat'd      | 150   | yes                  | yes    | yes   |
| Silver Plating Solution           | Sat'd      | 150   | yes                  | yes    | yes   |
| Soaps                             | Any        | 90    | yes                  | yes    | yes   |
| Sodium Acid Sulfate               | Sat'd      | 160   | yes                  | yes    | yes   |
| Sodium Antimonate                 | Sat'd      | 150   | yes                  | yes    | yes   |
| Sodium Bicarbonate                | Sat'd      | 160   | yes                  | yes    | yes   |
| Sodium Bisulfite                  | Sat'd      | 90    | yes                  | yes    | yes   |
| Sodium Chloride                   | Sat'd      | 160   | yes                  | yes    | yes   |
| Sodium Cyanide                    | Sat'd      | 160   | yes                  | yes    | yes   |
| Sodium Dichromate                 | Sat'd      | 160   | yes                  | yes    | yes   |
| Sodium Hydroxide                  | 10%        | 150   | yes                  | no     | yes   |
| Sodium Hydroxide                  | 35%        | 120   | yes                  | no     | yes   |
| Sodium Hydroxide                  | 73%        | 160   | no                   | no     | no    |
| Sodium Hypochlorite               | Sat'd      | 90    | yes                  | no     | yes   |
| Sodium Hypochlorite               | 15%        | 120   | yes                  | no     | yes   |
| Sodium Sulfide                    | Sat'd      | 150   | yes                  | yes    | yes   |
| Sodium Thiosulfate                | Sat'd      | 150   | yes                  | yes    | yes   |
| Sulfuric Acid                     | 15%        | 120   | yes                  | yes    | yes   |
| Sulfuric Acid                     | 15%        | 160   | yes                  | yes    | yes   |
| Sulfuric Acid                     | 50%        | 120   | yes                  | yes    | yes   |
| Sulfuric Acid                     | 70%        | 90    | yes                  | no     | yes   |
| Sulfuric Acid                     | 98%        | 100   | no                   | no     | yes   |
| Sulfurous Acid                    | 2%         | 120   | yes                  | no     | yes   |
| Sulfurous Acid                    | 6%         | 120   | yes                  | no     | yes   |
| Tannic Acid                       | Sat'd      | 90    | yes                  | yes    | yes   |
| Tartaric Acid                     | Sat'd      | 90    | yes                  | yes    | yes   |
| Tin Chloride Aqueous              | Sat'd      | 150   | yes                  | yes    | yes   |
| Tin Plating Solution              | Sat'd      | 150   | yes                  | yes    | yes   |
| Triethaneolamine                  | Sat'd      | 150   | yes                  | yes    | yes   |
| Trisodium Phosphate               | Sat'd      | 150   | yes                  | yes    | yes   |
| Water                             | Sat'd      | 160   | yes                  | yes    | yes   |
| White Liquor                      |            | 90    | yes                  | yes    | yes   |
| Zinc Plating Solution             |            | 160   | yes                  | yes    | yes   |
| Zinc Sulfate                      | Sat'd      | 160   | yes                  | yes    | yes   |

## Technical Information

### Ocal® Urethane Interior Coating Chemical Resistance

| SOLUTIONS                               | CONC. | TEMP. | RECOMMENDED EXPOSURE |        |       |
|---|-------|-------|----------------------|--------|-------|
|   |       |       | SPLASHING            | LIQUID | FUMES |
| Acetic Acid                             | 10%   | 75    | yes                  | no     | yes   |
| Acid Copper Plating Solution            | Any   | 75    | yes                  | no     | yes   |
| Alkaline Cleaners                       | Any   | 75    | yes                  | no     | yes   |
| Aluminum Chloride                       | Sat'd | 75    | yes                  | no     | yes   |
| Aluminum Sulfate                        | Sat'd | 75    | yes                  | no     | yes   |
| Alums                                   | Sat'd | 75    | yes                  | no     | yes   |
| Ammonium Chloride                       | Sat'd | 75    | yes                  | no     | yes   |
| Ammonium Hydroxide                      | 28%   | 75    | yes                  | no     | yes   |
| Ammonium Hydroxide                      | 10%   | 75    | yes                  | no     | yes   |
| Ammonium Sulfate                        | Sat'd | 75    | yes                  | no     | yes   |
| Ammonium Thiocyanate                    | Sat'd | 75    | yes                  | no     | yes   |
| Amyl Alcohol                            | Any   | 75    | yes                  | yes    | yes   |
| Arsenic Acids                           | Any   | 75    | yes                  | no     | yes   |
| Barium Sulfide                          | Sat'd | 75    | yes                  | no     | yes   |
| Black Liquor                            | Sat'd | 75    | yes                  | no     | yes   |
| Benzoic Acid                            | Sat'd | 75    | yes                  | no     | yes   |
| Brass Plating Solution                  | Any   | 75    | yes                  | no     | yes   |
| Bromine Water                           | Sat'd | 75    | yes                  | no     | yes   |
| Butyl Alcohol                           | Any   | 75    | yes                  | no     | yes   |
| Cadmium Plating Solution                | Any   | 75    | yes                  | no     | yes   |
| Calcium Bisulfite                       | Any   | 75    | yes                  | no     | yes   |
| Calcium Chloride                        | Sat'd | 75    | yes                  | no     | yes   |
| Calcium Hypochlorite                    | Sat'd | 75    | yes                  | no     | yes   |
| Carbonic Acid                           | Sat'd | 75    | yes                  | no     | yes   |
| Casein                                  | Sat'd | 75    | yes                  | no     | yes   |
| Castor Oil                              | Any   | 75    | yes                  | yes    | yes   |
| Caustic Soda                            | 35%   | 75    | yes                  | no     | yes   |
| Caustic Soda                            | 10%   | 75    | yes                  | no     | yes   |
| Caustic Potash                          | 35%   | 75    | yes                  | no     | yes   |
| Caustic Potash                          | 10%   | 75    | yes                  | no     | yes   |
| Chlorine Water                          | Sat'd | 75    | yes                  | no     | yes   |
| Chromium Plating Solution               | Any   | 75    | yes                  | no     | yes   |
| Citric Acid                             | Sat'd | 75    | yes                  | no     | yes   |
| Copper Chloride (Cupric)                | Sat'd | 75    | yes                  | no     | yes   |
| Copper Cyanide Plating Sol (High Speed) | Any   | 75    | yes                  | no     | yes   |
| (with Alkali Cyanides)                  | Sat'd | 75    | yes                  | no     | yes   |
| Copper Sulfate                          | Sat'd | 75    | yes                  | no     | yes   |
| Coconut Oil                             | Sat'd | 75    | yes                  | yes    | yes   |
| Cottonseed Oil                          | Sat'd | 75    | yes                  | yes    | yes   |
| Disodium Phosphate                      | Sat'd | 75    | yes                  | no     | yes   |
| Ethyl Alcohol                           | Any   | 75    | yes                  | no     | yes   |
| Ethylene Glycol                         | Any   | 75    | yes                  | yes    | yes   |
| Ferric Chloride                         | 45%   | 75    | yes                  | no     | yes   |
| Ferrous Sulfate                         | Sat'd | 75    | yes                  | no     | yes   |
| Fluoboric Acid                          | Any   | 75    | yes                  | no     | yes   |
| Formaldehyde                            | 37%   | 75    | yes                  | no     | yes   |
| Formic Acid                             | 85%   | 75    | yes                  | no     | yes   |
| Gallic Acid                             | Sat'd | 75    | yes                  | no     | yes   |
| Glucose                                 | Any   | 75    | yes                  | yes    | yes   |
| Glue                                    | Any   | 75    | yes                  | no     | yes   |
| Glycerine                               | Any   | 75    | yes                  | yes    | yes   |
| Gold Plating Solution                   | Any   | 75    | yes                  | no     | yes   |
| Hydrochloric Acid                       | 10%   | 75    | yes                  | no     | yes   |
| Hydrochloric Acid                       | 21.5% | 75    | yes                  | no     | yes   |
| Hydrochloric Acid                       | 37.5% | 75    | yes                  | no     | yes   |
| Hydrofluoric Acid                       | 4%    | 75    | yes                  | no     | yes   |
| Hydrofluoric Acid                       | 10%   | 75    | yes                  | no     | yes   |
| Hydrofluoric Acid                       | 48%   | 75    | yes                  | no     | yes   |
| Hydrogen Peroxide                       | 30%   | 75    | yes                  | no     | yes   |
| Hydrogen Sulfide                        | Sat'd | 75    | yes                  | no     | yes   |
| Hydroquinone                            | Any   | 75    | yes                  | no     | yes   |
| Indium Plating Solution                 | Any   | 75    | yes                  | no     | yes   |
| Lactic Acid                             | 50%   | 75    | yes                  | no     | yes   |
| Lactic Acid                             | Any   | 75    | yes                  | no     | yes   |

| SOLUTIONS                      | CONC. | TEMP. | RECOMMENDED EXPOSURE |        |       |
|--------------------------------|-------|-------|----------------------|--------|-------|
|                                |       |       | SPLASHING            | LIQUID | FUMES |
| Lead Plating Solution          | Any   | 75    | yes                  | no     | yes   |
| Malic Acid                     | Any   | 75    | yes                  | no     | yes   |
| Methyl Alcohol                 | Any   | 75    | yes                  | no     | yes   |
| Mineral Oils                   | Any   | 75    | yes                  | yes    | yes   |
| Nickel Acetate                 | Sat'd | 75    | yes                  | no     | yes   |
| Nickel Plating Solution        |       | 75    | yes                  | no     | yes   |
| Nickel Salts                   | Sat'd | 75    | yes                  | no     | yes   |
| Nitric Acid                    | 35%   | 75    | yes                  | no     | yes   |
| Nitric Acid                    | 40%   | 75    | yes                  | no     | yes   |
| Nitric Acid                    | 60%   | 75    | yes                  | no     | yes   |
| Nitric Acid/ Hydrofluoric Acid | 15%   |       |                      |        |       |
|                                | 4%    | 75    | yes                  | no     | yes   |
| Nitric Acid/ Sodium Dichromate | 13%   | 75    | yes                  | no     | yes   |
| Water                          | 71%   |       |                      |        |       |
| Oleic Acid                     | Any   | 75    | yes                  | no     | yes   |
| Oxalic Acid                    | Sat'd | 75    | yes                  | no     | yes   |
|                                | Any   | 75    | yes                  | no     | yes   |
| Phenol                         | Sat'd | 75    | yes                  | no     | yes   |
| Phosphoric Acid                | 75%   | 75    | yes                  | no     | yes   |
| Phosphoric Acid                | 85%   | 75    | yes                  | no     | yes   |
| Potassium Acid Sulfate         | Sat'd | 75    | yes                  | no     | yes   |
| Potassium Antimonate           | Sat'd | 75    | yes                  | no     | yes   |
| Potassium Bisulfite            | Sat'd | 75    | yes                  | no     | yes   |
| Potassium Chloride             | Sat'd | 75    | yes                  | no     | yes   |
| Potassium Cuprocyanide         | Sat'd | 75    | yes                  | no     | yes   |
| Potassium Cyanide              | Sat'd | 75    | yes                  | no     | yes   |
| Potassium Dichromate           | Sat'd | 75    | yes                  | no     | yes   |
| Potassium Hypochlorite         | Sat'd | 75    | yes                  | no     | yes   |
| Potassium Sulfide              | Sat'd | 75    | yes                  | no     | yes   |
| Potassium Thiosulfate          | Sat'd | 75    | yes                  | no     | yes   |
| Propyl Alcohol                 | Sat'd | 75    | yes                  | no     | yes   |
| Rhodium Plating Solution       | Sat'd | 75    | yes                  | no     | yes   |
| Silver Plating Solution        | Sat'd | 75    | yes                  | no     | yes   |
| Soaps                          | Any   | 75    | yes                  | no     | yes   |
| Sodium Acid Sulfate            | Sat'd | 75    | yes                  | no     | yes   |
| Sodium Antimonate              | Sat'd | 75    | yes                  | no     | yes   |
| Sodium Bicarbonate             | Sat'd | 75    | yes                  | no     | yes   |
| Sodium Bisulfite               | Sat'd | 75    | yes                  | no     | yes   |
| Sodium Chloride                | Sat'd | 75    | yes                  | no     | yes   |
| Sodium Cyanide                 | Sat'd | 75    | yes                  | no     | yes   |
| Sodium Dichromate              | Sat'd | 75    | yes                  | no     | yes   |
| Sodium Hydroxide               | 10%   | 75    | yes                  | no     | yes   |
| Sodium Hydroxide               | 35%   | 75    | yes                  | no     | yes   |
| Sodium Hydroxide               | 73%   | 75    | yes                  | no     | yes   |
| Sodium Hypochlorite            | Sat'd | 75    | yes                  | no     | yes   |
| Sodium Hypochlorite            | 15%   | 75    | yes                  | no     | yes   |
| Sodium Sulfide                 | Sat'd | 75    | yes                  | no     | yes   |
| Sodium Thiosulfate             | Sat'd | 75    | yes                  | no     | yes   |
| Sulfuric Acid                  | 15%   | 75    | yes                  | no     | yes   |
| Sulfuric Acid                  | 50%   | 75    | yes                  | no     | yes   |
| Sulfuric Acid                  | 70%   | 75    | yes                  | no     | yes   |
| Sulfuric Acid                  | 98%   | 75    | yes                  | no     | yes   |
| Sulfurous Acid                 | 2%    | 75    | yes                  | no     | yes   |
| Sulfurous Acid                 | 6%    | 75    | yes                  | no     | yes   |
| Tannic Acid                    | Sat'd | 75    | yes                  | no     | yes   |
| Tartaric Acid                  | Sat'd | 75    | yes                  | no     | yes   |
| Tin Chloride Aqueous           | Sat'd | 75    | yes                  | no     | yes   |
| Tin Plating Solution           | Sat'd | 75    | yes                  | no     | yes   |
| Triethanolamine                | Sat'd | 75    | yes                  | no     | yes   |
| Trisodium Phosphate            | Sat'd | 75    | yes                  | no     | yes   |
| Water                          | Sat'd | 75    | yes                  | no     | yes   |
| White Liquor                   |       | 75    | yes                  | no     | yes   |
| Zinc Plating Solution          |       | 75    | yes                  | no     | yes   |
| Zinc Sulfate                   | Sat'd | 75    | yes                  | no     | yes   |

## Technical Information

### Ocal® Guide Specification:

## Section 26 05 33 — Underground Ducts and Raceways for Electrical Systems: Conduit Systems for Use in Corrosive Environments

### Part 1 — General

#### 1.1 Summary

- A. Section Includes: Furnishing, installation and assembly of PVC-coated electrical rigid metal conduit (ERMC) systems and stainless steel fittings.
- B. Related Sections
  - 1. Section 26 05 29 – Hangers and Supports for Electrical Systems

#### 1.2 References

- A. National Electrical Manufacturers Association (NEMA)
  - 1. NEMA RN 1: Polyvinyl-Chloride (PVC) Externally Coated Galvanized Rigid Steel Conduit and Intermediate Metal Conduit
- B. National Fire Protection Association (NFPA)
  - 1. NFPA 70: National Electrical Code® (NEC®)
- C. American Society for Testing and Materials (ASTM):
  - 1. ASTM A 239: Standard Practice for Locating the Thinnest Spot in a Zinc (Galvanized) Coating on Iron or Steel Articles
- D. Underwriters Laboratories, Inc. (UL®)
  - 1. UL 6: Safety Standard for Rigid Metal Conduit
  - 2. UL 514B: Safety Standard for Fittings for Conduit and Outlet Boxes
- E. American National Standards Institute (ANSI)
  - 1. ANSI C80.1: American National Standard for Rigid Steel Conduit – Zinc Coated
- G. Steel Tube Institute of North America
  - 1. Guidelines for Installing Steel Conduit/Tubing

#### 1.3 Submittals

- A. General: Submit in accordance with Section 01 33 00.
- B. Product Data
  - 1. Manufacturer's descriptive literature and product specifications for each product.
  - 2. Manufacturer's installation literature and training guide.
  - 3. Manufacturer's product drawings, when applicable.

#### 1.4 Quality Assurance

- A. Manufacturer Qualifications: Products shall be free of defects in material and workmanship.
- B. Installer Qualifications: Installer shall be trained and certified based on the acceptable manufacturer's listed requirements.

### Part 2 — Products

#### 2.1 General

- A. Furnish PVC-coated ERMC of size as indicated. If not indicated, the smallest trade size shall be ¾ in. The PVC-coated ERMC system shall include necessary PVC-coated fittings, boxes and covers to form a complete encapsulated system.

#### 2.2 Manufacturers

- A. Acceptable Manufacturers: Thomas & Betts Corporation; 8155 T & B Blvd., Memphis, TN 38125. Tel: 901-252-5000. Web: www.tnb.com.
- B. Substitutions: Not permitted.
- C. Requests for substitutions will be considered in accordance with provisions of Section 01 25 00.

#### 2.3 Materials/Components

##### A. PVC-COATED RIGID STEEL CONDUIT

The PVC-coated rigid steel conduit shall be hot-dip galvanized inside and out with hot-dip galvanized threads. The interior galvanizing shall be listed per UL 6. The exterior galvanizing shall be listed per UL 6 as primary corrosion protection. Thread protectors shall be used on the exposed threads of the PVC-coated conduit. PVC-coated ERMC steel conduit shall comply with UL 6, ANSI C80.1 and NEMA RN 1 standards without exception.

The PVC coating, in compliance with NEMA RN 1, shall be nominal 40 mils in thickness continuous over the entire length of the conduit except at the threads and be free of blisters, bubbles or pinholes. PVC shall be UL listed as a primary corrosion protection.

A blue urethane coating shall be uniformly and consistently applied to the interior of conduit. This internal coating shall be a nominal 2 mils thickness. All male threads on elbows and nipples shall be protected by this same application of urethane coating.

Coated couplings shall be used with coated conduit. The thickness of the coating on couplings shall be at least equal to the thickness of the coating on the conduit. Each coated coupling shall have a flexible PVC sleeve which extends from each end of the coupling and which will overlap the PVC coating on the conduit when the coupling has been installed on the conduit. The length of the sleeve extension(s) shall be at least equivalent to the nominal conduit size for sizes up through 2 in. For sizes 2–6 in., the length of the sleeve extension(s) shall be at least 2 in. The PVC sleeve shall be a nominal thickness of 40 mils in thickness. The inside diameter of the overlapping sleeve shall be less than the outside diameter of the PVC-coated conduit.

##### B. PVC-COATED RIGID ALUMINUM CONDUIT

The PVC-coated ERMC aluminum conduit prior to coating shall be UL listed. The exterior of the conduit shall have a PVC coating of a minimum thickness of nominal 40 mils.

## Technical Information

### Ocal® Guide Specification (continued):

A blue urethane coating shall be uniformly and consistently applied to the interior of conduit. This internal coating shall be a nominal 2 mils thickness. All male threads on elbows and nipples shall be protected by this same application of urethane coating.

Coated couplings shall be used with coated conduit. The thickness of the coating on couplings shall be at least equal to the thickness of the coating on the conduit. Each coated coupling shall have a flexible PVC sleeve which extends from each end of the coupling and which will overlap the PVC coating on the conduit when the coupling has been installed on the conduit. The length of the sleeve extension(s) shall be at least equivalent to the nominal conduit size for sizes up through 2 in. For sizes 2–6 in., the length of the sleeve extension(s) shall be at least 2 in.

The PVC sleeve shall be a nominal thickness of 40 mils in thickness. The inside diameter of the overlapping sleeve shall be less than the outside diameter of the PVC-coated conduit.

#### C. PVC-COATED ORDINARY LOCATION FITTINGS

PVC-coated ferrous and aluminum fittings for general service and corrosive locations must be UL listed. The PVC coating shall be minimum 40 mils in thickness and be free of blisters, bubbles or pinholes. Female threads on fittings shall be protected by application of urethane coating.

All female ends of PVC-coated conduit fittings shall have a flexible PVC sleeve which extends from the female ends of the fitting and which will overlap the PVC coating on the conduit when the fitting has been installed on the conduit. The length of the sleeve extension(s) shall be at least equivalent to the nominal conduit size for sizes up through 2 in. For sizes 2–6 in., the length of the sleeve extension(s) shall be at least 2 in. The PVC sleeve shall be a nominal thickness of 40 mils in thickness. The inside diameter of the overlapping sleeve shall be less than the outside diameter of the PVC-coated conduit.

1. The PVC coating on all form 8 covers shall form a gasket-like flange of at least 3/8 in. wide and minimum 40 mils covering the top of the fitting around the opening and the bottom of the cover/matting with the flange of the fitting. A blue urethane coating shall be uniformly and consistently applied to the interior, exterior and threads of all conduit bodies, including but not limited to form 8 and form 7 conduit bodies. This coating shall be a nominal 2 mils thickness. Stainless steel encapsulated screws shall be supplied with all form 7 and form 8 fittings.
2. Rigid hubs shall have a nominal 40 mils PVC coating thickness with a nominal 2 mils of blue urethane on interior and threads. The male threads and locknut shall remain uncoated.
3. Liquidtight fittings shall have an exterior PVC coating of a minimum thickness of nominal 40 mils.

#### D. PVC-COATED HAZARDOUS LOCATION FITTINGS

Hazardous location fittings prior to PVC coating must be UL listed. All female ends of PVC-coated conduit fittings shall have a flexible PVC sleeve which extends from the female ends of the fitting and which will overlap the PVC coating on the conduit when the fitting has been installed on the conduit. The length of the sleeve extension(s) shall be at least equivalent to the nominal conduit size for sizes up through 2 in. For sizes 2–6 in., the length of the sleeve extension(s) shall be at least 2 in. The PVC sleeve shall be a nominal thickness of 40 mils in thickness. The inside diameter

of the overlapping sleeve shall be less than the outside diameter of the PVC-coated conduit.

#### E. PVC-COATED STRUT, HANGERS AND CLAMPS

Right-angle beam clamps and U-bolts shall be specially formed and sized to fit snugly the outside diameter of the PVC-coated conduit. Support products such as ferrous strut, beam clamps, pipe straps, clamp back spacers, conduit clamp hangers and all-thread rods shall have a minimum 15-mil PVC coating by the manufacturer of the ERM conduit and system components.

#### F. STAINLESS STEEL FITTINGS

Stainless steel liquid-tight fittings shall be made of 304-grade stainless steel or better.

#### G. STAINLESS STEEL STRUT, HANGERS, ETC.

Stainless steel strut, beam clamps, pipe straps, clamp back spacers, conduit clamp hangers and all-thread rods shall be made of 304-grade stainless steel or better.

## Part 3 — Execution

### 3.1 Examination

- A. The PVC-coated ERM and system components have been selected for use in an atmosphere considered to be corrosive for this project. The corrosive atmosphere is considered to be more damaging than merely the presence of moisture. Accordingly, conduit and the corresponding fittings for it must have PVC protection as described under Part 2 – Products. Conduit and fittings that are merely galvanized for this purpose are insufficient.

### 3.2 Preparation

- A. Preparation shall be done in accordance with manufacturer's printed instructions.

### 3.3 Installation

- A. Install in accordance with manufacturer's printed instructions and manufacturer's installation training.

### 3.4 Quality Control

- A. General: Comply with requirements of Section 01 45 13.

### 3.5 Manufacturer's Field Services

- A. Free on-site installation training course by company representative. This representative must conduct the on-site training course in order to qualify for the installation certificate. The time required for this training is estimated to be two (2) hours.
- B. After the on-site training installation, the representative shall then register the installer in his database and provide certification for installation.

## END OF SECTION

### Notes

1. Ocal® PVC-coated conduit and fittings are not recommended for use in areas where they will be exposed to sustained temperatures above 200 degrees Fahrenheit or exposed to fire. Prolonged exposure to heat greater than 200 degrees Fahrenheit or exposure to fire may cause the plastic coatings to release harmful emissions, posing a potential health hazard to persons subjected to such emissions.
2. If subjected to sustained flame or sustained heat above 400 degrees Fahrenheit, PVC will burn. PVC is self-extinguishing at room temperature.



## Technical Information

# Ocal® Recommended Installation Procedures

PVC-coated conduit is installed in much the same manner as conventional rigid galvanized steel conduit; however, certain precautions must be taken to protect the exterior coating and ensure satisfactory results. By following these guidelines and using the proper tooling, a damage-free installation can be achieved.

When an engineer has specified Ocal® PVC-coated conduit, the intent is for the total run to be PVC coated. There are no exceptions to this rule. This means from the beginning of the run to its completion and all in between, no exposed metal shall be allowed.


### Clamping in a Yoke-Style Vise

The first step is the correct clamping of the PVC-coated conduit.

When you use a yoke-style vise, you should replace both the upper and lower jaw inserts with the specially designed Ocal® jaw vise adapters. These adapters provide greater clamping force and prevent the pipe from spinning during the threading process. (See Catalog No. JAWS23 on **page 57**).



Ocal Jaw Vise Adapters  
JAWS23  
See **page 57**



### Clamping in a Chain-Style Vise

If a chain-style vise is used, the chain — as well as the jaw inserts — will tear the PVC coating when the threading force is applied.


To prevent this from happening, installers sometimes make “shells” from PVC pipe or standard rigid steel conduit that fit over the PVC-coated conduit. To save time and obtain more consistency, longer life and better protection, you can use the Ocal® half-shell clamps featured on **page 56**.

Available in trade sizes ½" to 6", Ocal® half-shell clamps are made from ductile iron for superior strength and durability. They feature a cross-hatched interior surface designed to safeguard the PVC coating while holding the conduit securely in a chain-style vise.

Half-Shell Clamp Sets  
HLF-SHL-CLP-SET1  
See **page 56**



Chain-Style Vise  
ROTH00076  
See **page 56**



Half-Shell Clamps  
for conduit sizes ½" to 6"  
HLF-SHL-CLP-  
See **page 56**

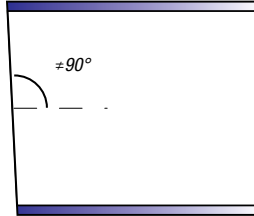
## Technical Information

### Cutting with a Band Saw Cutter

A band saw cutter will cut the PVC coating flush with the end of the conduit. PVC material cut flush to the end of the conduit will not allow the die teeth to bite into the steel to start the threading process.

Therefore, before threading, you must remove approximately ¼" of the PVC coating from the end of the conduit. Using a knife, whittle in a pencil-sharpening style, cutting the coating from the conduit. A wire brush may also be used to remove PVC coating.

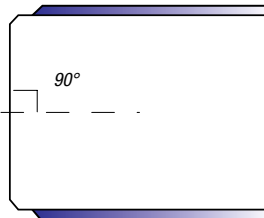
A band saw cutter usually will not cut the conduit at a "perfect" 90° angle (the accuracy of this cut depends heavily on the skill of the operator).



### Cutting with a Roller-Style Cutter

Although most personnel in the field prefer a band saw cutter, a roller-style cutter is the recommended tool for cutting Ocal® PVC-coated conduit.

A roller-style cutter cuts the edge of the conduit at a bevel and removes ¼" of the coating at the same time. In addition, a roller-style cutter provides an exact 90° cut in relation to the conduit. No additional removal of PVC coating is necessary.



Steel Pipe Cutters  
P70045C,  
P70060C  
See page 57



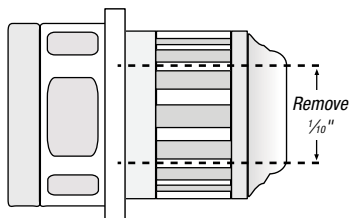
## Technical Information

### Manual and Hand-Held Threading

PVC-coated conduit has a larger O.D. than uncoated conduit. Standard dies will not clear the additional thickness. Hand-held as well as power threading devices require a die head for the correct size conduit. The standard die head is factory set for rigid conduit and will not fit over PVC coating. These die heads are available from Ocal®, machined for use with PVC-coated conduit. You can have standard dies machined as well.

If you have dies machined, you will need to adhere to the following procedure:

1. Remove the cover plate and the four die teeth.
2. Have the machinist remove 100 thousandths of an inch ( $\frac{1}{10}$ " ) from the throat and collar diameter of the die head.
3. Replace the dies and cover.



SUPER CUT Die Head Set  
P70905C  
See page 55



Throat & Collar Shown



Cover Plate Shown



The die teeth are cutting tapered threads and will become clogged with PVC and metal shavings.



To prevent clogging, use a knife and score the conduit lengthwise from the point where the threads will end to where they begin. This will allow the PVC and metal shavings to fall into the throat of the die head.





## Technical Information

### Threading

#### Manual Hand-Held Threading


Manual, ratchet-style threaders, such as the Rothenberger SUPER CUT ratchet threader, are typically used for smaller size conduit. The ratchet knob indicates forward and reverse. Die heads snap in from both sides and lock in place.

#### Hand-Held Powered Threading

The Rothenberger MINI-COLLINS® is a heavy-duty hand-held power tool typically used for conduit up to 2" in diameter. Hand-held power threaders such as the Rothenberger SUPERTRONIC® 2000 are available with die heads for PVC-coated conduit. The Rothenberger MINI-COLLINS® uses Rothenberger SUPER CUT dies. Optional tool cases are available.



Rothenberger SUPERTRONIC® 2000  
P71259C  
See page 54



Ream the conduit with approved reamers. Spiral and straight-style reamers are both acceptable.



Rothenberger MINI-COLLINS®  
R0TH00074  
See page 55

The threads must be dressed per NEC® Article 300.6 [a]: "Where unusually corrosive elements require additional protection, it is recommended that threads be zinc coated with a hot dipped process or equivalent."

Use a good quality degreaser and apply Ocal® interior touch-up compound or KOPR-SHIELD®.



Ocal® Urethane Patching Compound  
See page 59



KOPR-SHIELD®  
See page 59



Rothenberger Reamer  
70289  
See page 57



## Technical Information

### Geared Threading

Geared threaders will thread 2½" through 6" PVC coated conduit. However, geared threaders are typically only used for 5" and 6" conduit. The cutting dies are adjustable and will not require pencil cutting the conduit.

The geared threader requires a clamp screw to secure the conduit, and the clamp screw will penetrate the PVC coating. Make certain the clamp screw is tight; otherwise, it will slip around the conduit and tear the coating. After the threading process is complete, touch up the penetrated area with Ocal® exterior PVC patching compound (see **pages 59–60**).

Ream the conduit and dress the threads as previously described.



Geared Threader ("Hog Head")



Rothenberger MINI-COLLINS®  
ROTH00074  
See **page 55**

### Stationary Power Threading

#### Rothenberger RHINO®

The Rothenberger RHINO® threading machine featured on **page 54**, Catalog No. P00551C, which comes equipped with jaws for PVC-coated conduit up to 4", is the recommended choice for threading Ocal® PVC-coated conduit.

With the Rothenberger RHINO®, you won't need to pencil cut or score the PVC, because this machine uses a roller cutter and will remove ¼" of the PVC coating. Cuttings will fall onto the screen on the lower portion of the machine.

Machines that use centrifugal force (slap chucks) — other than the Rothenberger RHINO®, Catalog No. P00551C — to tighten the jaws around the conduit can be used, but only with shell clamps attached. These types of threaders will damage the PVC coating without the use of shell clamps.



Rothenberger RHINO®  
P00551C  
See **page 54**

## Technical Information

### Bending

Never use any type of lubricant on the shoes. Use rubbing alcohol to clean the shoe prior to bending.

### Hand Bending

A standard hand bender can be used for saddles, offsets and conventional bending. For PVC-coated conduit, the next larger shoe size from the EMT size should be used. The chart below shows the catalog numbers of the hand benders on **page 53** and the corresponding size of PVC-coated conduit on which they should be used.

| CAT. NO. | PVC-COATED CONDUIT SIZE |
|----------|-------------------------|
| 35220    | 1/2"                    |
| 35225    | 3/4"                    |
| 2424A8   | 1"                      |



Hand Bender  
See **page 53**




Chicago Bender



Ocal® Air-Cure  
Patching Compounds  
See **page 59**



Ocal® Heat-Cure Patch  
See **page 60**



Ocal® Heat-Cure Patch offers a thicker consistency at higher ambient temperatures than standard air-cure compounds, ensuring better coverage and a more effective patch in warm weather applications.

## Technical Information

### Electric Bending

These machines are designed for bending 1/2" through 2" conduit. The shoes as well as the roller assembly should be of the design for use with PVC-coated conduit. Listed along with the Greenlee® electric bender on **page 53** are the bending accessories to equip the machine for PVC-coated conduit.

If you use conventional shoes on an electric bender, the shoes and each of the rollers in the roller assembly must be machined 60 thousandths. Some manufacturers use slide bars instead of a roller assembly, and these, too, must be machined 60 thousandths. Be sure to compensate for "spring back," since PVC coating often requires the setting to be off as much as 5°.

### Hydraulic Bending

This is the preferred style of bending for 2 1/2" and larger size conduit. The shoe assembly should be of the design for PVC-coated conduit. The roller wheel and/or slide bar will accommodate PVC-coated conduit without the need for machining.

**Note:** Sequential bends can be manufactured by Ocal upon request. 5" and 6" conduit must be bent at the factory.




Greenlee® Model 555 Bender (left) and bending accessories for PVC-coated conduit (below) See **page 53**

Conduit & Fittings — Ocal® Corrosion-Resistant Conduit Systems



Shoe for Greenlee Hydraulic Bending Tool



Greenlee Hydraulic Bending Tool



00946 37281 37282

## Technical Information

### NEMA Standards Publication No. RN 1–2005

Underwriter Laboratories, Inc. (UL®)

333 Pfingsten Road, Northbrook, IL 60062

UL® 6-2007 Safety Standard for Electrical Rigid Metal Conduit – Steel

## Section 3 — External Coatings

### 3.1 Thickness

The thickness of polyvinyl chloride (PVC) coatings shall be a nominal .040 in. (1.02mm). The tolerance on the coating thickness shall be +.010 in. (.25mm) or -.005 in. (.13mm).

### 3.2 Coating Material

The PVC coating shall have the properties specified in **Table 3.1**.

Properties of PVC Coatings — Table 3.1

| PROPERTY                       | MINIMUM REQUIREMENT | ASTM TEST METHOD |
|--------------------------------|---------------------|------------------|
| <b>Hardness:</b>               |                     |                  |
| Shore A                        | 75                  | D 2240           |
| Shore D                        | 25                  | D 2240           |
| <b>Tensile Strength</b>        | 2,000 psi           | D 638            |
| <b>Elongation</b>              | 200%                | D 638            |
| <b>Dielectric Strength</b>     | 325 volts per mil   | D 149            |
| <b>Brittleness Temperature</b> | 5° F                | D 1790           |

### 3.3 Application of Coating

#### 3.3.1 Cleaning

The exterior surface that is to receive the coating shall be free of grease, oil, dirt and other extraneous matter. **The surface shall be cleaned in such a manner that the galvanized surface of the conduit is not harmed or eroded.**

#### 3.3.2 Priming

The cleaned exterior surface shall be primed with an adhesive suitable for use with the PVC coating material to be applied.

#### 3.3.3 Coating

The PVC material shall be applied in powder, plastisol or pellet form by a manufacturing method which will produce a finished product conforming to these standards.

### 3.4 Elbows

Coated elbows shall be used with coated conduit. The thickness of the coating on elbows shall be in accordance with Section 3.1.

### 3.5 Couplings

Coated couplings shall be used with coated conduit. The thickness of the coating on couplings shall be at least equal to the thickness of the coating on the conduit.

Each coated coupling shall have a flexible PVC sleeve which extends from each end of the coupling and which will overlap the PVC coating on the conduit when the coupling has been installed on the conduit.

The length of the sleeve extension(s) shall be at least equivalent to the nominal conduit size for sizes up through NPS 2 (53). For sizes NPS 2½ (63) through NPS 6 (155), the length of the sleeve extension(s) shall be at least 2 in. (50.8mm).

The PVC sleeve shall be a nominal thickness of .040 in. (1.02mm). The inside diameter (I.D.) of the overlapping sleeve shall be less than the outside diameter (O.D.) of the PVC-coated conduit.

### 3.6 Workmanship and Appearance

The PVC coating shall be free of blisters, bubbles and pinholes. The PVC coating shall be continuous over the entire length of the conduit except at the threads and shall be holiday-free at the time of manufacture.

A holiday is herein defined as an electrical discontinuity of less than 80,000 ohms equivalent resistance sensed with a cellulose sponge wet with a suitable electrolyte and measured with an appropriate low voltage direct-current instrument. A suitable electrolyte is a solution containing tap water, 3.0% salt (sodium chloride) and .5% liquid detergent.

The inside of the PVC-coated conduit, couplings and elbows shall be free of the PVC coating material.

All sleeve extensions shall be square cut.

### 3.7 Performance Requirements

Typical physical requirements for PVC-coated conduit are given in **Table 3.2**.

Typical Physical Properties of PVC-Coated Rigid Conduit and IMC — Table 3.2

| PROPERTY  | REQUIREMENT*                              | TEST METHOD |
|---|---|-------------|
| <b>Abrasion Resistance</b>                        | 200 hours, no failure                     | ASTM G6     |
| <b>Bendability, Radius</b><br>(at 73.4° ± 1.8° F) | 9 in.<br>(228.6mm)                        | ASTM G10    |
| <b>Artificial Weathering</b>                      | Minimum 1,000 hours,<br>no adverse effect | ASTM G153   |

\*The above requirements are based on testing a .040 in. (1.02mm) PVC coating applied over NPS ¾ inch galvanized rigid steel conduit. See Section 1 for information on the ASTM test methods.

### 3.8 Adhesion

The adhesion of the PVC coating to the conduit shall be greater than the strength of the coating itself. This shall be determined by making two circumferential cuts, above ½ in. (12.7mm) apart, through the plastic to the substrate. A third cut shall be made perpendicular to and crossing the circumferential cuts. The edge of the plastic shall be carefully lifted with a knife to form a plastic tab. This tab shall be pulled perpendicular to the conduit with a pair of pliers. The plastic tab shall tear rather than any additional coating film separating from the substrate.



# Catalog Number Index

| CAT. NO.         | PAGE NO. | CAT. NO.         | PAGE NO. | CAT. NO.             | PAGE NO. | CAT. NO.           | PAGE NO. |
|------------------|----------|------------------|----------|----------------------|----------|--------------------|----------|
| <b>0</b>         |          | 37282.....       | 53       | A120010T316SS.....   | 47       | AP232SS.....       | 47       |
| 00573.....       | 53       | 380F-4X-.....    | 19       | A120020T316SS.....   | 47       | AP232SS6.....      | 47       |
| 00946.....       | 53       | 390-.....        | 19       | A1200HS 10SS.....    | 47       | AP235SQSS.....     | 47       |
| <b>1</b>         |          | <b>4</b>         |          | A1200HS 20SS.....    | 47       | AP235SQSS6.....    | 47       |
| 13158.....       | 55       | 470F-.....       | 19       | A1200HS10T316SS..... | 47       | AP235SS.....       | 47       |
| 170F-.....       | 19       | 470SA-.....      | 19       | A1200HS20T316SS..... | 47       | AP235SS6.....      | 47       |
| 170SA-.....      | 19       | 480F-4X-.....    | 19       | A1202HS10SS.....     | 47       | AW219SS.....       | 47       |
| 180F-4X-.....    | 19       | 490-.....        | 19       | A1202HS10T316SS..... | 47       | AW219SS316.....    | 47       |
| 190-.....        | 19       | <b>5</b>         |          | A1202HS20SS.....     | 47       | <b>B</b>           |          |
| 1HMS1/2-.....    | 17       | 500-.....        | 49       | A1202HS20T316SS..... | 47       | B100 1/2SS.....    | 48       |
| 1HMS1-.....      | 17       | 501-.....        | 49       | A12A-.....           | 46       | B100 1/4 SS.....   | 48       |
| 1HMS1-1/2-.....  | 17       | 502-.....        | 49       | A12.....             | 46       | B100 3/8 SS.....   | 48       |
| 1HMS1-1/4-.....  | 17       | 503-.....        | 49       | AB100 1/4 SS.....    | 48       | B1400 10SS.....    | 47       |
| 1HMS2-.....      | 17       | 508-.....        | 49       | AB100 3/8 SS.....    | 48       | B1400 20SS.....    | 47       |
| 1HMS2-1/2-.....  | 17       | 570F-.....       | 19       | AB100 5/16SS.....    | 48       | B140010T316SS..... | 47       |
| 1HMS3/4-.....    | 17       | 570SA-.....      | 19       | AB201SS.....         | 47       | B140020T316SS..... | 47       |
| 1HMS3-.....      | 17       | 580F-4X-.....    | 19       | AB201SS316.....      | 47       | BC10-.....         | 27       |
| 1HMS3-1/2-.....  | 17       | 590-.....        | 19       | AB202SS.....         | 47       | BC3-.....          | 27       |
| 1HMS4-.....      | 17       | 59912.....       | 54       | AB202SS316.....      | 47       | BC4-.....          | 27       |
| <b>2</b>         |          | <b>6</b>         |          | AB203SS.....         | 47       | BC5-.....          | 27       |
| 201-31879.....   | 59       | 670F-.....       | 19       | AB203SS316.....      | 47       | BC6-.....          | 27       |
| 201-31879-1..... | 59       | 670SA-.....      | 19       | AB204SS.....         | 47       | BC7-.....          | 27       |
| 23818.....       | 53       | 680F-4X-.....    | 19       | AB204SS316.....      | 47       | BC8-.....          | 27       |
| 2424A8.....      | 53       | 690-.....        | 19       | AB205SS.....         | 47       | BC9-.....          | 27       |
| 270F-.....       | 19       | <b>7</b>         |          | AB205SS316.....      | 47       | BG48-.....         | 27       |
| 270SA-.....      | 19       | 70289.....       | 57       | AB206SS.....         | 47       | BG68-.....         | 27       |
| 280F-4X-.....    | 19       | <b>8</b>         |          | AB206SS6C.....       | 47       | BG88-.....         | 27       |
| 290-.....        | 19       | 870F-.....       | 19       | AB207SS.....         | 47       | BG98-.....         | 27       |
| 2HS1/2-.....     | 17       | 870SA-.....      | 19       | AB207SS6C.....       | 47       | BLB10-.....        | 27       |
| 2HS1-.....       | 17       | 880F-.....       | 19       | AB213SS.....         | 47       | BLB3-.....         | 27       |
| 2HS1-1/2-.....   | 17       | 889-.....        | 19       | AB213SS316.....      | 47       | BLB4-.....         | 27       |
| 2HS1-1/4-.....   | 17       | 89101.....       | 54       | AB214SS.....         | 47       | BLB5-.....         | 27       |
| 2HS2-.....       | 17       | 89102.....       | 54       | AB214SS316.....      | 47       | BLB6-.....         | 27       |
| 2HS2-1/2-.....   | 17       | <b>9</b>         |          | AB219SS.....         | 47       | BLB7-.....         | 27       |
| 2HS3/4-.....     | 17       | 970F-.....       | 19       | AB219SS316.....      | 47       | BLB8-.....         | 27       |
| 2HS3-.....       | 17       | 970SA-.....      | 19       | AB220SS.....         | 47       | BLB9-.....         | 27       |
| 2HS3-1/2-.....   | 17       | 980F-.....       | 19       | AB220SS316.....      | 47       | BT10-.....         | 27       |
| 2HS4-.....       | 17       | 989-.....        | 19       | AB225SS.....         | 47       | BT3-.....          | 27       |
| <b>3</b>         |          | <b>A</b>         |          | AB225SS316.....      | 47       | BT4-.....          | 27       |
| 31355.....       | 58       | A100 1/4 SS..... | 48       | AB227SS316.....      | 47       | BT5-.....          | 27       |
| 31370.....       | 58       | A100 3/8 SS..... | 48       | AB241 1/2SS.....     | 48       | BT6-.....          | 27       |
| 35220.....       | 53       | A100 5/16SS..... | 48       | AB241 1/4SS.....     | 48       | BT7-.....          | 27       |
| 35225.....       | 53       | A12-.....        | 46       | AB241 3/8 SS.....    | 48       | BT8-.....          | 27       |
| 370F-.....       | 19       | A1200 10SS.....  | 47       | AB241 5/16SS.....    | 48       | BT9-.....          | 27       |
| 370SA-.....      | 19       | A1200 20SS.....  | 47       | AB241-1/2SS316.....  | 48       | BUB10-.....        | 27       |
| 37279.....       | 53       | <b>Index</b>     |          | AB241-1/4SS316.....  | 48       | BUB3-.....         | 27       |
| 37281.....       | 53       |                  |          | AB241-3/8 SS316..... | 48       | BUB4-.....         | 27       |
|                  |          |                  |          | AP232SQSS.....       | 47       | BUB5-.....         | 27       |
|                  |          |                  |          | AP232SQSS6.....      | 47       |                    |          |





## Catalog Number Index

Index

| CAT. NO.     | PAGE NO. | CAT. NO.              | PAGE NO. | CAT. NO.         | PAGE NO. | CAT. NO.        | PAGE NO. |
|--------------|----------|-----------------------|----------|------------------|----------|-----------------|----------|
| GUAD26-_____ | 41       | GUAX59-_____          | 40       | HUB1-1/2SA-_____ | 29       | L300GR-TB_____  | 29       |
| GUAD36-_____ | 41       | GUAX69-_____          | 40       | HUB1-1/4-_____   | 29       | L350GRA-TB_____ | 29       |
| GUAD49-_____ | 41       |                       |          | HUB1-1/4SA-_____ | 29       | L350GR-TB_____  | 29       |
| GUAL14-_____ | 41       | <b>H</b>              |          | HUB1SA-_____     | 29       | L400GRA-TB_____ | 29       |
| GUAL16-_____ | 41       | H050GRSST_____        | 29       | HUB2-_____       | 29       | L400GR-TB_____  | 29       |
| GUAL24-_____ | 41       | H075GRSST_____        | 29       | HUB2-1/2-_____   | 29       | L500GRA-TB_____ | 29       |
| GUAL26-_____ | 41       | H100GRSST_____        | 29       | HUB2-1/2SA-_____ | 29       | L500GR-TB_____  | 29       |
| GUAL36-_____ | 41       | H104 1/2X12SS_____    | 48       | HUB2SA-_____     | 29       | L600GRA-TB_____ | 29       |
| GUAL47-_____ | 41       | H104 1/2X12SS316_____ | 48       | HUB3/4-_____     | 29       | L600GR-TB_____  | 29       |
| GUAL49-_____ | 41       | H104 3/8X12SS_____    | 48       | HUB3/4SA-_____   | 29       | LB107-_____     | 19, 21   |
| GUAL59-_____ | 41       | H104 3/8X6SS316_____  | 48       | HUB3-_____       | 29       | LB107SA-_____   | 19, 21   |
| GUAL69-_____ | 41       | H104-1/2X6SS6_____    | 48       | HUB3-1/2-_____   | 29       | LB108-_____     | 19, 21   |
| GUAM14-_____ | 41       | H104-1/2X6SSC_____    | 48       | HUB3-1/2SA-_____ | 29       | LB1089-_____    | 19, 21   |
| GUAM16-_____ | 41       | H104-3/8X12SS6_____   | 48       | HUB3SA-_____     | 29       | LB17-_____      | 19, 21   |
| GUAM24-_____ | 41       | H104-3/8X6SS_____     | 48       | HUB4-_____       | 29       | LB17SA-_____    | 19, 21   |
| GUAM26-_____ | 41       | H119 1/2SS_____       | 48       | HUB4SA-_____     | 29       | LB18-4X-_____   | 19, 21   |
| GUAM36-_____ | 41       | H119 1/4SS_____       | 48       | HUB5-_____       | 29       | LB19-_____      | 19, 21   |
| GUAM47-_____ | 41       | H119 3/8SS_____       | 48       | HUB5SA-_____     | 29       | LB27-_____      | 19, 21   |
| GUAM69-_____ | 41       | H119-1/2SS6_____      | 48       | HUB6-_____       | 29       | LB27SA-_____    | 19, 21   |
| GUAN14-_____ | 41       | H122-1/2-SS6_____     | 51       | HUB6SA-_____     | 29       | LB28-4X-_____   | 19, 21   |
| GUAN16-_____ | 41       | H122-1/4-SS6_____     | 51       |                  |          | LB29-_____      | 19, 21   |
| GUAN24-_____ | 41       | H122-3/8-SS6_____     | 51       | <b>J</b>         |          | LB37-_____      | 19, 21   |
| GUAN26-_____ | 41       | H125GRSST_____        | 29       | J42_____         | 58       | LB37SA-_____    | 19, 21   |
| GUAN36-_____ | 41       | H150GRSST_____        | 29       | J442_____        | 58       | LB38-4X-_____   | 19, 21   |
| GUAN47-_____ | 41       | H200GRSST_____        | 29       | J460_____        | 58       | LB39-_____      | 19, 21   |
| GUAN59-_____ | 41       | HLF-SHL-CLP1_____     | 56       | J60_____         | 58       | LB448-4X-_____  | 19, 21   |
| GUAN69-_____ | 41       | HLF-SHL-CLP1/2_____   | 56       | JAWS23_____      | 57       | LB47-_____      | 19, 21   |
| GUAT14-_____ | 40       | HLF-SHL-CLP1-1/2_____ | 56       |                  |          | LB47SA-_____    | 19, 21   |
| GUAT16-_____ | 40       | HLF-SHL-CLP1-1/4_____ | 56       | <b>L</b>         |          | LB49-_____      | 19, 21   |
| GUAT24-_____ | 40       | HLF-SHL-CLP2_____     | 56       | L050GRA-TB_____  | 29       | LB57-_____      | 19, 21   |
| GUAT26-_____ | 40       | HLF-SHL-CLP2_____     | 56       | L050GRSST_____   | 29       | LB57SA-_____    | 19, 21   |
| GUAT36-_____ | 40       | HLF-SHL-CLP3_____     | 56       | L050GR-TB_____   | 29       | LB58-4X-_____   | 19, 21   |
| GUAT37-_____ | 40       | HLF-SHL-CLP3/4_____   | 56       | L075GRA-TB_____  | 29       | LB59-_____      | 19, 21   |
| GUAT47-_____ | 40       | HLF-SHL-CLP3-1/2_____ | 56       | L075GRSST_____   | 29       | LB67-_____      | 19, 21   |
| GUAT49-_____ | 40       | HLF-SHL-CLP4_____     | 56       | L075GR-TB_____   | 29       | LB67SA-_____    | 19, 21   |
| GUAT59-_____ | 40       | HLF-SHL-CLP5_____     | 56       | L100GRA-TB_____  | 29       | LB68-4X-_____   | 19, 21   |
| GUAT69-_____ | 40       | HLF-SHL-CLP6_____     | 56       | L100GRSST_____   | 29       | LB69-_____      | 19, 21   |
| GUAW14-_____ | 41       | HLF-SHL-CLSET1_____   | 56       | L100GR-TB_____   | 29       | LB777-_____     | 19, 21   |
| GUAW16-_____ | 41       | HS107-SS_____         | 17       | L125GRA-TB_____  | 29       | LB777SA-_____   | 19, 21   |
| GUAW24-_____ | 41       | HS108-SS_____         | 17       | L125GRSST_____   | 29       | LB78-_____      | 19, 21   |
| GUAW26-_____ | 41       | HS109-SS_____         | 17       | L125GR-TB_____   | 29       | LB789-_____     | 19, 21   |
| GUAX14-_____ | 40       | HS110-SS_____         | 17       | L150GRA-TB_____  | 29       | LB789-_____     | 19, 21   |
| GUAX16-_____ | 40       | HS907-SS_____         | 17       | L150GRSST_____   | 29       | LB87-_____      | 19, 21   |
| GUAX24-_____ | 40       | HS908-SS_____         | 17       | L150GR-TB_____   | 29       | LB87SA-_____    | 19, 21   |
| GUAX26-_____ | 40       | HS909-SS_____         | 17       | L200GRA-TB_____  | 29       | LB888-_____     | 19, 21   |
| GUAX36-_____ | 40       | HS910-SS_____         | 17       | L200GRSST_____   | 29       | LB889-_____     | 19, 21   |
| GUAX37-_____ | 40       | HUB1/2-_____          | 29       | L200GR-TB_____   | 29       | LB97-_____      | 19, 21   |
| GUAX47-_____ | 40       | HUB1/2SA-_____        | 29       | L250GRA-TB_____  | 29       | LB97SA-_____    | 19, 21   |
| GUAX49-_____ | 40       | HUB1-_____            | 29       | L250GR-TB_____   | 29       | LB98-_____      | 19, 21   |
|              |          | HUB1-1/2-_____        | 29       | L300GRA-TB_____  | 29       | LB989-_____     | 19, 21   |



# Catalog Number Index

| CAT. NO.  | PAGE NO. | CAT. NO.  | PAGE NO. | CAT. NO.      | PAGE NO. | CAT. NO.        | PAGE NO. |
|-----------|----------|-----------|----------|---------------|----------|-----------------|----------|
| LBD012-   | 27       | LL59-     | 19, 22   | LR888-        | 19, 23   | <b>N</b>        |          |
| LBD014-   | 27       | LL67-     | 19, 22   | LR889-        | 19, 23   | NPL1/2X10-      | 13       |
| LBD10900- | 27       | LL67SA-   | 19, 22   | LR97-         | 19, 23   | NPL1/2X10SA-    | 13       |
| LBD1100-  | 27       | LL68-4X-  | 19, 22   | LR97SA-       | 19, 23   | NPL1/2X12-      | 13       |
| LBD2200-  | 27       | LL69-     | 19, 22   | LR989-        | 19, 23   | NPL1/2X12SA-    | 13       |
| LBD3300-  | 27       | LL777-    | 19, 22   | LRELL_X12-    | 15       | NPL1/2X2-       | 13       |
| LBD4400-  | 27       | LL777SA-  | 19, 22   | LRELL_X12-SA- | 15       | NPL1/2X21/2-    | 13       |
| LBD5500-  | 27       | LL78-     | 19, 22   | LRELL_X15-    | 15       | NPL1/2X21/2SA-  | 13       |
| LBD6600-  | 27       | LL789-    | 19, 22   | LRELL_X15-SA- | 15       | NPL1/2X2SA-     | 13       |
| LBD7700-  | 27       | LL87-     | 19, 22   | LRELL_X18-    | 15       | NPL1/2X3-       | 13       |
| LBD8800-  | 27       | LL87SA-   | 19, 22   | LRELL_X18-SA- | 15       | NPL1/2X31/2-    | 13       |
| LBD9900-  | 27       | LL888-    | 19, 22   | LRELL_X24-    | 15       | NPL1/2X31/2SA-  | 13       |
| LBH10-    | 27       | LL889-    | 19, 22   | LRELL_X24-SA- | 15       | NPL1/2X3SA-     | 13       |
| LBH100-   | 27       | LL97-     | 19, 22   | LRELL_X30-    | 15       | NPL1/2X4-       | 13       |
| LBH20-    | 27       | LL97SA-   | 19, 22   | LRELL_X30-SA- | 15       | NPL1/2X4SA-     | 13       |
| LBH30-    | 27       | LL989-    | 19, 22   | LRELL_X36-    | 15       | NPL1/2X5-       | 13       |
| LBH40-    | 27       | LR107-    | 19, 23   | LRELL_X36-SA- | 15       | NPL1/2X5SA-     | 13       |
| LBH50-    | 27       | LR107SA-  | 19, 23   | LRELL_X42-    | 15       | NPL1/2X6-       | 13       |
| LBH60-    | 27       | LR1089-   | 19, 23   | LRELL_X42-SA- | 15       | NPL1/2X6SA-     | 13       |
| LBH70-    | 27       | LR17-     | 19, 23   | LRELL_X48-    | 15       | NPL1/2X8-       | 13       |
| LBH80-    | 27       | LR17SA-   | 19, 23   | LRELL_X48-SA- | 15       | NPL1/2X8SA-     | 13       |
| LBH90-    | 27       | LR18-4X-  | 19, 23   | LRELL_X60-    | 15       | NPL11/2X10-     | 13       |
| LBH90-    | 27       | LR19-     | 19, 23   | LRELL_X60-SA- | 15       | NPL11/2X10SA-   | 13       |
| LBY15-    | 28       | LR27-     | 19, 23   | LU17-         | 19, 25   | NPL11/2X12-     | 13       |
| LBY25-    | 28       | LR27SA-   | 19, 23   | LU18-4X-      | 19       | NPL11/2X12SA-   | 13       |
| LBY35-    | 28       | LR28-4X-  | 19, 23   | LU27-         | 19, 25   | NPL11/2X2-      | 13       |
| LBY45-    | 28       | LR29-     | 19, 23   | LU28-4X-      | 19       | NPL11/2X21/2-   | 13       |
| LBY55-    | 28       | LR37-     | 19, 23   | LU37-         | 19, 25   | NPL11/2X21/2SA- | 13       |
| LL107-    | 19, 22   | LR37SA-   | 19, 23   | LU38-4X-      | 19       | NPL11/2X2SA-    | 13       |
| LL107SA-  | 19, 22   | LR38-4X-  | 19, 23   | LU448-4X-     | 19       | NPL11/2X3-      | 13       |
| LL1089-   | 19, 22   | LR39-     | 19, 23   | LU47-         | 19, 25   | NPL11/2X31/2-   | 13       |
| LL17-     | 19, 22   | LR448-4X- | 19, 23   | LU57-         | 19, 25   | NPL11/2X31/2SA- | 13       |
| LL17SA-   | 19, 22   | LR47-     | 19, 23   | LU58-4X-      | 19       | NPL11/2X3SA-    | 13       |
| LL18-4X-  | 19, 22   | LR47SA-   | 19, 23   | LU67-         | 19, 25   | NPL11/2X4-      | 13       |
| LL19-     | 19, 22   | LR49-     | 19, 23   | LU68-4X-      | 19       | NPL11/2X4SA-    | 13       |
| LL27-     | 19, 22   | LR57-     | 19, 23   | <b>M</b>      |          | NPL11/2X5-      | 13       |
| LL27SA-   | 19, 22   | LR57SA-   | 19, 23   | MINE1/2-      | 49       | NPL11/2X5SA-    | 13       |
| LL28-4X-  | 19, 22   | LR58-4X-  | 19, 23   | MINE1-        | 49       | NPL11/2X6-      | 13       |
| LL29-     | 19, 22   | LR59-     | 19, 23   | MINE1-1/2-    | 49       | NPL11/2X6SA-    | 13       |
| LL37-     | 19, 22   | LR67-     | 19, 23   | MINE1-1/4-    | 49       | NPL11/2X8-      | 13       |
| LL37SA-   | 19, 22   | LR67SA-   | 19, 23   | MINE2-        | 49       | NPL11/2X8SA-    | 13       |
| LL38-4X-  | 19, 22   | LR68-4X-  | 19, 23   | MINE2-1/2-    | 49       | NPL11/4X10-     | 13       |
| LL39-     | 19, 22   | LR69-     | 19, 23   | MINE3/4-      | 49       | NPL11/4X10SA-   | 13       |
| LL448-4X- | 19, 22   | LR777-    | 19, 23   | MINE3-        | 49       | NPL11/4X12-     | 13       |
| LL47-     | 19, 22   | LR777SA-  | 19, 23   | MINE3-1/2-    | 49       | NPL11/4X12SA-   | 13       |
| LL47SA-   | 19, 22   | LR78-     | 19, 23   | MINE4-        | 49       | NPL11/4X2-      | 13       |
| LL49-     | 19, 22   | LR789-    | 19, 23   |               |          | NPL11/4X21/2-   | 13       |
| LL57-     | 19, 22   | LR87-     | 19, 23   |               |          | NPL11/4X21/2SA- | 13       |
| LL57SA-   | 19, 22   | LR87SA-   | 19, 23   |               |          | NPL11/4X2SA-    | 13       |
| LL58-4X-  | 19, 22   |           |          |               |          |                 |          |

# Catalog Number Index

Index

| CAT. NO.        | PAGE NO. | CAT. NO.       | PAGE NO. | CAT. NO.     | PAGE NO. | CAT. NO.  | PAGE NO. |
|-----------------|----------|----------------|----------|--------------|----------|-----------|----------|
| NPL11/4X3-      | 13       | NPL2X12SA-     | 13       | NPL3X12-     | 13       | P70159C   | 58       |
| NPL11/4X31/2-   | 13       | NPL2X21/2-     | 13       | NPL3X12SA-   | 13       | P70160C   | 58       |
| NPL11/4X31/2SA- | 13       | NPL2X21/2SA-   | 13       | NPL3X31/2-   | 13       | P70161C   | 58       |
| NPL11/4X3SA-    | 13       | NPL2X3-        | 13       | NPL3X31/2SA- | 13       | P70162C   | 58       |
| NPL11/4X4-      | 13       | NPL2X31/2-     | 13       | NPL3X4-      | 13       | P70849C   | 55       |
| NPL11/4X4SA-    | 13       | NPL2X31/2SA-   | 13       | NPL3X4SA-    | 13       | P70850C   | 55       |
| NPL11/4X5-      | 13       | NPL2X3SA-      | 13       | NPL3X5-      | 13       | P70905C   | 55       |
| NPL11/4X5SA-    | 13       | NPL2X4-        | 13       | NPL3X5SA-    | 13       | P70912C   | 55       |
| NPL11/4X6-      | 13       | NPL2X4SA-      | 13       | NPL3X6-      | 13       | P70913C   | 55       |
| NPL11/4X6SA-    | 13       | NPL2X5-        | 13       | NPL3X6SA-    | 13       | P70914C   | 55       |
| NPL11/4X8-      | 13       | NPL2X5SA-      | 13       | NPL3X8-      | 13       | P70915C   | 55       |
| NPL11/4X8SA-    | 13       | NPL2X6-        | 13       | NPL3X8SA-    | 13       | P71259C   | 54       |
| NPL1X10-        | 13       | NPL2X6SA-      | 13       | NPL4X10-     | 13       | PAR1/2-   | 16       |
| NPL1X10SA-      | 13       | NPL2X8-        | 13       | NPL4X10SA-   | 13       | PAR1-     | 16       |
| NPL1X12-        | 13       | NPL2X8SA-      | 13       | NPL4X12-     | 13       | PAR1-1/2- | 16       |
| NPL1X12SA-      | 13       | NPL3/4X10-     | 13       | NPL4X12SA-   | 13       | PAR1-1/4- | 16       |
| NPL1X2-         | 13       | NPL3/4X10SA-   | 13       | NPL4X4-      | 13       | PAR2-     | 16       |
| NPL1X21/2-      | 13       | NPL3/4X12-     | 13       | NPL4X4SA-    | 13       | PAR2-1/2- | 16       |
| NPL1X21/2SA-    | 13       | NPL3/4X12SA-   | 13       | NPL4X5-      | 13       | PAR3/4-   | 16       |
| NPL1X2SA-       | 13       | NPL3/4X2-      | 13       | NPL4X5SA-    | 13       | PAR3-     | 16       |
| NPL1X3-         | 13       | NPL3/4X21/2-   | 13       | NPL4X6-      | 13       | PAR3-1/2- | 16       |
| NPL1X31/2-      | 13       | NPL3/4X21/2SA- | 13       | NPL4X6SA-    | 13       | PAR4-     | 16       |
| NPL1X31/2SA-    | 13       | NPL3/4X2SA-    | 13       | NPL4X8-      | 13       | PATCHG-B  | 59       |
| NPL1X3SA-       | 13       | NPL3/4X3-      | 13       | NPL4X8SA-    | 13       | PATCHG-G  | 59       |
| NPL1X4-         | 13       | NPL3/4X31/2-   | 13       | NPL5X10-     | 13       | PATCHG-W  | 59       |
| NPL1X4SA-       | 13       | NPL3/4X31/2SA- | 13       | NPL5X10SA-   | 13       | PATCHB    | 59       |
| NPL1X5-         | 13       | NPL3/4X3SA-    | 13       | NPL5X12-     | 13       | PATCHG    | 59       |
| NPL1X5SA-       | 13       | NPL3/4X4-      | 13       | NPL5X12SA-   | 13       | PATCHW    | 59       |
| NPL1X6-         | 13       | NPL3/4X4SA-    | 13       | NPL5X5-      | 13       | PATCHT-B  | 60       |
| NPL1X6SA-       | 13       | NPL3/4X5-      | 13       | NPL5X5SA-    | 13       | PATCHT-G  | 60       |
| NPL1X8-         | 13       | NPL3/4X5SA-    | 13       | NPL5X6-      | 13       | PATCHT-W  | 60       |
| NPL1X8SA-       | 13       | NPL3/4X6-      | 13       | NPL5X6SA-    | 13       |           |          |
| NPL21/2X10-     | 13       | NPL3/4X6SA-    | 13       | NPL5X8-      | 13       |           |          |
| NPL21/2X10SA-   | 13       | NPL3/4X8-      | 13       | NPL5X8SA-    | 13       |           |          |
| NPL21/2X12-     | 13       | NPL3/4X8SA-    | 13       | NPL6X10-     | 13       |           |          |
| NPL21/2X12SA-   | 13       | NPL31/2X10-    | 13       | NPL6X10SA-   | 13       |           |          |
| NPL21/2X31/2-   | 13       | NPL31/2X10SA-  | 13       | NPL6X12-     | 13       |           |          |
| NPL21/2X31/2SA- | 13       | NPL31/2X12-    | 13       | NPL6X12SA-   | 13       |           |          |
| NPL21/2X4-      | 13       | NPL31/2X12SA-  | 13       | NPL6X5-      | 13       |           |          |
| NPL21/2X4SA-    | 13       | NPL31/2X4-     | 13       | NPL6X5SA-    | 13       |           |          |
| NPL21/2X5-      | 13       | NPL31/2X4SA-   | 13       | NPL6X6-      | 13       |           |          |
| NPL21/2X5SA-    | 13       | NPL31/2X5-     | 13       | NPL6X6SA-    | 13       |           |          |
| NPL21/2X6-      | 13       | NPL31/2X5SA-   | 13       | NPL6X8-      | 13       |           |          |
| NPL21/2X6SA-    | 13       | NPL31/2X6-     | 13       | NPL6X8SA-    | 13       |           |          |
| NPL21/2X8-      | 13       | NPL31/2X6SA-   | 13       |              |          |           |          |
| NPL21/2X8SA-    | 13       | NPL31/2X8-     | 13       |              |          |           |          |
| NPL2X10-        | 13       | NPL31/2X8SA-   | 13       |              |          |           |          |
| NPL2X10SA-      | 13       | NPL3X10-       | 13       |              |          |           |          |
| NPL2X12-        | 13       | NPL3X10SA-     | 13       |              |          |           |          |

**R**

|          |    |
|----------|----|
| RA1/2-   | 16 |
| RA1-     | 16 |
| RA1-1/2- | 16 |
| RA1-1/4- | 16 |
| RA2-     | 16 |
| RA2-1/2- | 16 |
| RA3/4-   | 16 |
| RA3-     | 16 |
| RA3-1/2- | 16 |
| RA4-     | 16 |
| RE106-G  | 31 |
| RE107-G  | 31 |
| RE108-G  | 31 |
| RE21-G   | 31 |
| RE31-G   | 31 |
| RE32-G   | 31 |
| RE41-G   | 31 |

**P**

|         |    |
|---------|----|
| P00551C | 54 |
| P20305C | 54 |
| P70045C | 57 |
| P70060C | 57 |

## Catalog Number Index

| CAT. NO.  | PAGE NO. | CAT. NO.     | PAGE NO. | CAT. NO.     | PAGE NO. | CAT. NO. | PAGE NO. |
|-----------|----------|--------------|----------|--------------|----------|----------|----------|
| RE42-G    | 31       | S232GFI-     | 37       | ST190-       | 34       | ST490G-  | 34       |
| RE43-G    | 31       | S322G-       | 37       | ST190G-      | 34       | ST490SA- | 34       |
| RE51-G    | 31       | SC4-KIT      | 38       | ST190SA-     | 34       | ST4G-    | 34       |
| RE52-G    | 31       | SC65         | 38       | ST1G-        | 34       | ST4SA-   | 34       |
| RE53-G    | 31       | SEAL-A3      | 45       | ST1SA-       | 34       | STE050-  | 35       |
| RE54-G    | 31       | SEALKIT-A4   | 45       | ST2-         | 34       | STE075-  | 35       |
| RE61-G    | 31       | SPAB227SS    | 47       | ST2-1/2-     | 34       | STE100-  | 35       |
| RE62-G    | 31       | SPRAY-B      | 59       | ST2-1/245-   | 34       | STE125-  | 35       |
| RE63-G    | 31       | SPRAY-G      | 59       | ST2-1/245G-  | 34       | STE150-  | 35       |
| RE64-G    | 31       | SPRAY-W      | 59       | ST2-1/290-   | 34       | STE200-  | 35       |
| RE65-G    | 31       | SS1/2-       | 50       | ST2-1/290G-  | 34       | STE250-  | 35       |
| RE73-G    | 31       | SS1-         | 50       | ST2-1/290SA- | 34       | STE300-  | 35       |
| RE74-G    | 31       | SS1-1/2-     | 50       | ST2-1/2G-    | 34       | STE350-  | 35       |
| RE75-G    | 31       | SS1-1/4-     | 50       | ST2-1/2SA-   | 34       | STE400-  | 35       |
| RE76-G    | 31       | SS2-         | 50       | ST245-       | 34       | STEX075- | 38       |
| RE83-G    | 31       | SS2-1/2-     | 50       | ST245G-      | 34       | STEX100- | 38       |
| RE84-G    | 31       | SS3/4-       | 50       | ST290-       | 34       | STEX125- | 38       |
| RE85-G    | 31       | SS3-         | 50       | ST290G-      | 34       | STEX150- | 38       |
| RE86-G    | 31       | SS3-1/2-     | 50       | ST290SA-     | 34       | STEX200- | 38       |
| RE87-G    | 31       | SS4-         | 50       | ST2G-        | 34       | STEX250- | 38       |
| RE96-G    | 31       | SS5-         | 50       | ST2SA-       | 34       | STEX300- | 38       |
| RE97-G    | 31       | ST050-462-   | 35       | ST3/4-       | 34       | STEX350- | 38       |
| RE98-G    | 31       | ST1/2-       | 34       | ST3/445-     | 34       | STEX400- | 38       |
| REC01210- | 31       | ST1/245-     | 34       | ST3/445G-    | 34       | STG1-    | 29       |
| REC108-   | 31       | ST1/245G-    | 34       | ST3/490-     | 34       | STG10-   | 29       |
| REC21-    | 31       | ST1/290-     | 34       | ST3/490G-    | 34       | STG11-   | 29       |
| REC31-    | 31       | ST1/290G-    | 34       | ST3/490SA-   | 34       | STG12-   | 29       |
| REC32-    | 31       | ST1/290SA-   | 34       | ST3/4G-      | 34       | STG2-    | 29       |
| REC42-    | 31       | ST1/2G-      | 34       | ST3/4SA-     | 34       | STG3-    | 29       |
| REC43-    | 31       | ST1/2SA-     | 34       | ST3/8-       | 34       | STG4-    | 29       |
| REC52-    | 31       | ST1-         | 34       | ST3/845-     | 34       | STG5-    | 29       |
| REC53-    | 31       | ST1-1/2-     | 34       | ST3/845G-    | 34       | STG6-    | 29       |
| REC54-    | 31       | ST1-1/245-   | 34       | ST3/890-     | 34       | STG7-    | 29       |
| REC602-   | 31       | ST1-1/245G-  | 34       | ST3/890G-    | 34       | STG8-    | 29       |
| REC603-   | 31       | ST1-1/290-   | 34       | ST3/890SA-   | 34       | STG9-    | 29       |
| REC604-   | 31       | ST1-1/290G-  | 34       | ST3/8G-      | 34       | STTB1-   | 30       |
| REC605-   | 31       | ST1-1/290SA- | 34       | ST3/8SA-     | 34       | STTB10-  | 30       |
| REC75-    | 31       | ST1-1/2G-    | 34       | ST3-         | 34       | STTB11-  | 30       |
| REC86-    | 31       | ST1-1/2SA-   | 34       | ST345-       | 34       | STTB12-  | 30       |
| REC97-    | 31       | ST1-1/4-     | 34       | ST345G-      | 34       | STTB2-   | 30       |
| ROTH00074 | 55       | ST1-1/445-   | 34       | ST390-       | 34       | STTB3-   | 30       |
| ROTH00076 | 56       | ST1-1/445G-  | 34       | ST390G-      | 34       | STTB4-   | 30       |
| ROTH00117 | 55       | ST1-1/490-   | 34       | ST390SA-     | 34       | STTB5-   | 30       |
| ROTH00119 | 55       | ST1-1/490G-  | 34       | ST3G-        | 34       | STTB6-   | 30       |
| ROTH00548 | 54       | ST1-1/490SA- | 34       | ST3SA-       | 34       | STTB7-   | 30       |
| ROTH02385 | 54       | ST1-1/4G-    | 34       | ST4-         | 34       | STTB8-   | 30       |
|           | <b>S</b> | ST1-1/4SA-   | 34       | ST445-       | 34       | STTB9-   | 30       |
| S1002G-   | 37       | ST145-       | 34       | ST445G-      | 34       | STTTB1-  | 30       |
| S232-     | 37       | ST145G-      | 34       | ST490-       | 34       | STTTB2-  | 30       |

# Catalog Number Index

Index

| CAT. NO.    | PAGE NO. | CAT. NO.   | PAGE NO. | CAT. NO.      | PAGE NO. | CAT. NO. | PAGE NO. |
|-------------|----------|------------|----------|---------------|----------|----------|----------|
| STTTB3-     | 30       | TB18-4X-   | 19, 25   | <b>U</b>      |          |          |          |
| STTTB4-     | 30       | TB19-      | 19, 25   | U501SS        | 48       | X207SS   | 47       |
| STTTB5-     | 30       | TB27-      | 19, 25   | U502SS        | 48       | X207SS6C | 47       |
| STTTB6-     | 30       | TB27SA-    | 19, 25   | UB1/2-        | 16       | X27-     | 19, 26   |
| STX050-462- | 38       | TB28-4X-   | 19, 25   | UB1-          | 16       | X27SA-   | 19, 26   |
| STX050-464- | 38       | TB29-      | 19, 25   | UB1-1/2-      | 16       | X28-4X-  | 19, 26   |
| STX400-484- | 38       | TB37-      | 19, 25   | UB1-1/4-      | 16       | X29-     | 19, 26   |
| STX400-485- | 38       | TB37SA-    | 19, 25   | UB2-          | 16       | X37-     | 19, 26   |
| <b>T</b>    |          |            |          | UB2-1/2-      | 16       | X37SA-   | 19, 26   |
| T107-       | 19, 24   | TB38-4X-   | 19, 25   | UB3/4-        | 16       | X38-4X-  | 19, 26   |
| T107SA-     | 19, 24   | TB39-      | 19, 25   | UB3-          | 16       | X39-     | 19, 26   |
| T1089-      | 19, 24   | TB448-4X-  | 19, 25   | UB3-1/2-      | 16       | X448-4X- | 19, 26   |
| T17-        | 19, 24   | TB47-      | 19, 25   | UB4-          | 16       | X47-     | 19, 26   |
| T17SA-      | 19, 24   | TB47SA-    | 19, 25   | UB5-          | 16       | X47SA-   | 19, 26   |
| T18-4X-     | 19, 24   | TB49-      | 19, 25   | UB6-          | 16       | X57-     | 19, 26   |
| T19-        | 19, 24   | TB57-      | 19, 25   | UNF012-       | 39       | X57SA-   | 19, 26   |
| T27-        | 19, 24   | TB57SA-    | 19, 25   | UNF014-       | 39       | X58-4X-  | 19, 26   |
| T27SA-      | 19, 24   | TB58-4X-   | 19, 25   | UNF015-       | 39       | X67-     | 19, 26   |
| T28-4X-     | 19, 24   | TB67-      | 19, 25   | UNF1005-      | 39       | X67SA-   | 19, 26   |
| T29-        | 19, 24   | TB67SA-    | 19, 25   | UNF105-       | 39       | X68-4X-  | 19, 26   |
| T37-        | 19, 24   | TB68-4X-   | 19, 25   | UNF205-       | 39       | XJG104-  | 33       |
| T37SA-      | 19, 24   | TCC1-      | 12       | UNF305-       | 39       | XJG108-  | 33       |
| T38-4X-     | 19, 24   | TCC10-     | 12       | UNF405-       | 39       | XJG1208- | 33       |
| T39-        | 19, 24   | TCC12-     | 12       | UNF505-       | 39       | XJG24-   | 33       |
| T448-4X-    | 19, 24   | TCC14-     | 12       | UNF605-       | 39       | XJG28-   | 33       |
| T47-        | 19, 24   | TCC2-      | 12       | UNF705-       | 39       | XJG34-   | 33       |
| T47SA-      | 19, 24   | TCC3-      | 12       | UNF805-       | 39       | XJG38-   | 33       |
| T49-        | 19, 24   | TCC4-      | 12       | UNF905-       | 39       | XJG44-   | 33       |
| T57-        | 19, 24   | TCC5-      | 12       | UNY014-       | 39       | XJG48-   | 33       |
| T57SA-      | 19, 24   | TCC6-      | 12       | UNY1005-      | 39       | XJG54-   | 33       |
| T58-4X-     | 19, 24   | TCC7-      | 12       | UNY105-       | 39       | XJG58-   | 33       |
| T59-        | 19, 24   | TCC8-      | 12       | UNY205-       | 39       | XJG64-   | 33       |
| T67-        | 19, 24   | TCC9-      | 12       | UNY305-       | 39       | XJG68-   | 33       |
| T67SA-      | 19, 24   | THR1/2X10- | 48       | UNY405-       | 39       | XJG74-   | 33       |
| T68-4X-     | 19, 24   | THR1/2X3-  | 48       | UNY505-       | 39       | XJG78-   | 33       |
| T69-        | 19, 24   | THR1/2X6-  | 48       | UNY605-       | 39       | XJG84-   | 33       |
| T77-        | 19, 24   | THR1/4X10- | 48       | UNY705-       | 39       | XJG88-   | 33       |
| T77SA-      | 19, 24   | THR3/8X10- | 48       | UNY805-       | 39       | XJG94-   | 33       |
| T78-        | 19, 24   | THR3/8X3-  | 48       | UNY905-       | 39       | XJG98-   | 33       |
| T789-       | 19, 24   | THR3/8X6-  | 48       | URETHANEPATCH | 59       |          |          |
| T87-        | 19, 24   | TS102-SS   | 17       | <b>W</b>      |          |          |          |
| T87SA-      | 19, 24   | TS103-SS   | 17       | WLGFFS-       | 37       |          |          |
| T88-        | 19, 24   | TS104-SS   | 17       | WLRD1-        | 37       |          |          |
| T889-       | 19, 24   | TS105-SS   | 17       | WT-PTORCH     | 60       |          |          |
| T97-        | 19, 24   | TS106-SS   | 17       | <b>X</b>      |          |          |          |
| T97SA-      | 19, 24   | TS902-SS   | 17       | X17-          | 19, 26   |          |          |
| T989-       | 19, 24   | TS903-SS   | 17       | X17SA-        | 19, 26   |          |          |
| TB17-       | 19, 25   | TS904-SS   | 17       | X18-4X-       | 19, 26   |          |          |
| TB17SA-     | 19, 25   | TS905-SS   | 17       | X19-          | 19, 26   |          |          |
|             |          | TS906-SS   | 17       |               |          |          |          |




# A Global Leader in Innovative...



## Wire & Cable Management

**Carlion**® *Catamount*® *EZCODE*® *Kindorf*® *red dot*® *Steel City*®  
*Superstrut*® *T&B Cable Tray* *Ty-Duct*® *Ty-Rap*®



## Cable Protection Systems

**Adaptaflex**® **Carlion**® *Harnessflex*® *KOPEX-EX*® *Ocal*®  
*PMA*® *red dot*® *Steel City*® *T&B Fittings*®



## Power Connection & Control

*Blackburn*® **CYBEREX**® *elastimold*® **FISHER PIERCE**® **HiTech**®  
**HOMAC**® **JENNINGS** TECHNOLOGY® **JOSLYN**® *Pos-E-Kon*® *Russellstoll*® *Sta-Kon*®



## Safety Technology

**AMERACE**® **Current Technology**® **EMERGI-LITE**®  
*Hazlux*® **JOSLYN**® *Lightalarms*®

**Thomas & Betts**

[www.tnb.com](http://www.tnb.com)

## Visit the T&B world of electrical product solutions

Visit our web site for more information about Thomas & Betts solutions and our newest products. For a user-friendly catalog and competitive part number search, application and technical support and other useful information, go to:

[www.tnb.com](http://www.tnb.com)

## Industry codes and specifications

Thomas & Betts products meet or exceed applicable industry specifications or codes which are detailed in the appropriate T&B product literature.



## Online CAD library

Thomas & Betts offers free download of two- and three-dimensional CAD models of many of its products in more than 90 native CAD formats at: [www.tnb.com/cadlibrary](http://www.tnb.com/cadlibrary)

## American Recovery and Reinvestment Act (ARRA)



Get certification letters for compliant products online at:

[www.tnb.com/ARRA](http://www.tnb.com/ARRA)

### Thomas & Betts Corporation

8155 T&B Boulevard  
Memphis, TN 38125  
901.252.8000

[www.tnb.com](http://www.tnb.com)

© 2013 Thomas & Betts Corporation. All rights reserved.  
Greenlee, Rhino, Mini-Collins, Supertronic, and Kopr-Shield are the property of their respective owners.

Printed in the U.S.A. 01/13 CAT23

### United States

Thomas & Betts Corporation  
Electrical Division Headquarters  
8155 T&B Boulevard  
Memphis, TN 38125  
Phone: 901.252.8000  
Fax: 901.252.1354  
Technical Services:  
888.862.3289  
Customer Service:  
1.800.816.7809  
Email: [elec\\_custserv@tnb.com](mailto:elec_custserv@tnb.com)

### Canada

Thomas & Betts Ltd  
700 Avenue Thomas  
St.-Jean-sur-Richelieu  
Quebec J2X 2M9  
Phone: 450.347.5318  
Fax: 450.347.1976

### Latin America

Mexico: 01-800-TNB-HELP  
Central America & Caribbean:  
+52.81.8329.7707  
South America:  
+52.81.8329.7643  
Email: [servicioalcliente@tnb.com](mailto:servicioalcliente@tnb.com)

### Europe/Africa

T&B European Centre  
200 Chaussée de Waterloo  
B-1640 Rhode-St-Genèse  
Belgium  
Phone: +32.235.98200  
Email: [europe\\_inquiry@tnb.com](mailto:europe_inquiry@tnb.com)

### Middle East

Thomas & Betts Ltd  
PO Box 54567  
Office 107 5EA East Wing  
Dubai Airport Free Zone  
Dubai  
United Arab Emirates  
Phone: +9714.609.1635  
Fax: +9714.609.1636  
Email: [me\\_ex\\_enquiry@tnb.com](mailto:me_ex_enquiry@tnb.com)

### Asia Pacific

Thomas & Betts Asia Pte Ltd  
10 Ang Mo Kio Street 65  
#06-07 Techpoint  
Singapore 569059  
Phone: +65.6720.8828  
Fax: +65.6720.8780  
Email: [asia\\_inquiry@tnb.com](mailto:asia_inquiry@tnb.com)

# Thomas & Betts