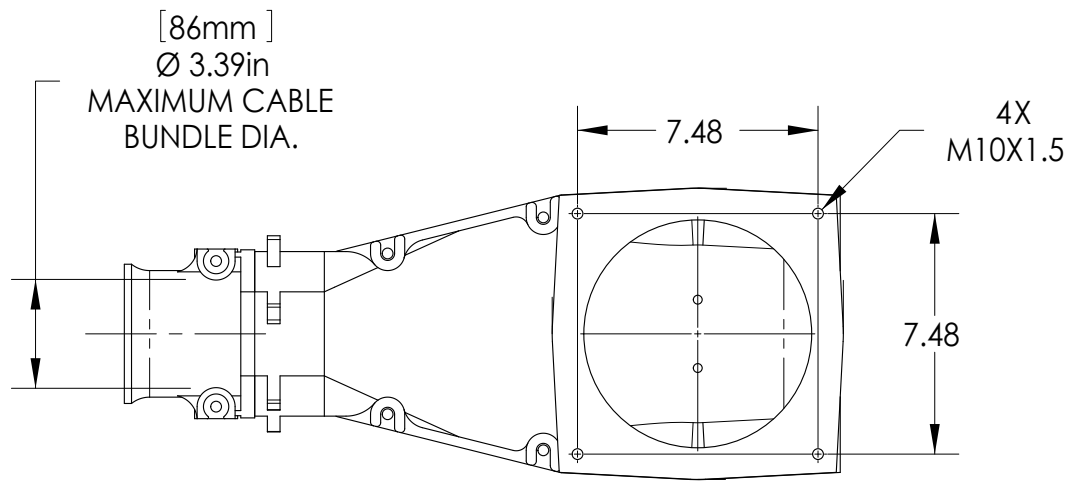
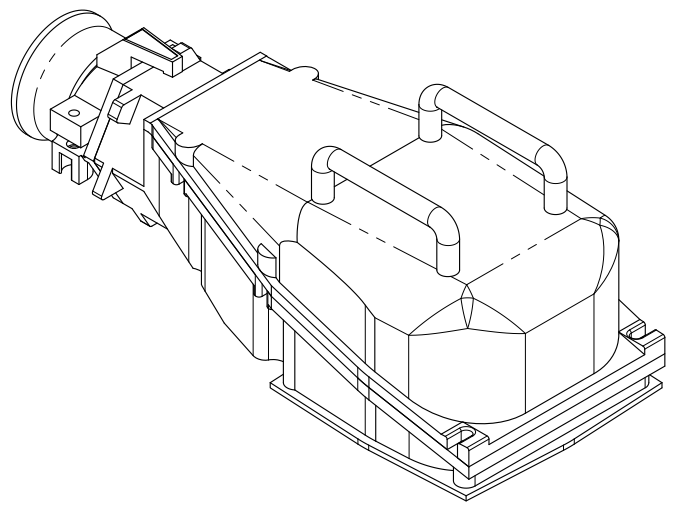
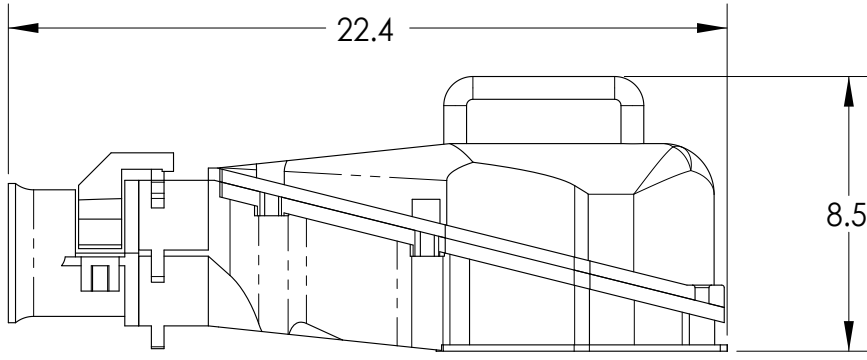


This drawing is the property of MELTRIC Corporation, Franklin (Milwaukee), Wisconsin, USA. Any unauthorized copying of this drawing by any means, or disclosure of its contents to any person not authorized by MELTRIC Corporation or its agents to receive it, is strictly prohibited.



PART NUMBER	CABLE RANGE
49-6A913-200	2.000" - 2.125"
49-6A913-225	2.125" - 2.250"
49-6A913-237	2.250" - 2.375"
49-6A913-250	2.375" - 2.500"
49-6A913-275	2.500" - 2.750"
49-6A913-300	2.750" - 3.000"
49-6A913-312	3.000" - 3.125"
49-6A913-335	3.125" - 3.350"
49-6A913-350	3.350" - 3.390"

APPROX WEIGHT = 15 LBS.

TOLERANCES UNLESS OTHERWISE SPECIFIED			
MACHINED SURFACES $\sqrt{125}$ MAX	ENGLISH		
GROUND SURFACES $\sqrt{32}$ MAX	0.X ±0.05	DRAWING TITLE:	
ANGLE TOLERANCE ±1°	0.XX ±0.01	PF600 METAL 90° ANGLED HANDLE	
REMOVE BURRS & SHARP EDGES TO .015 MAX.	0.XXX ±0.005	DATE:	SCALE
DIMENSIONS SHOWN IN OVALS ARE INSPECTION DIMENSIONS.		NTS	MATERIAL:
		SHEET:	PART NUMBER
		1 OF 1	49-6A913-xxx
			REVISION