

DS20 Hazardous Location Plugs & Receptacles – 20 A

Devices rated for hazardous locations are not returnable.

UL Ratings

- Voltage**
600 VAC
- Current Interruption Capability**
Not for current interrupting
- Horsepower Ratings**

120V	1Ø	.75 hp
208V	3Ø	3 hp
240V	3Ø	5 hp
480V	3Ø	7.5 hp
600V	3Ø	10 hp
- Short Circuit Rating**
100kA Withstand
Tested with RK1 current limiting fuses sized at 400% of the highest full load motor ampacity.
- Environmental Ratings**
Type 4X
- Temperature Range**
Min -40°F/Max 104°F
See pg 258 for temps below -15°F.
- Wiring Capacity**
Min 14 AWG Max 8 AWG
Aux Contacts - Max 14 AWG
Based on THHN wire sizes
- Applicable Standards**
CSA C22.2 No. 182.1-07
C22.2 No. 213-M1987
- Hazardous Ratings**
Class I, Division 2, Groups ABCD, T6
Class I, Zone 2, IIC

Receptacle (female)



Inlet (male)



Hazardous Location DS20 lid is normally closed

! Don't forget to add installation accessories to your order

Voltage	Polarity	Part # Poly	Part # Poly
120V	1P+N+G	35-14165-xxx-HAZ	35-18165-xxx-HAZ
120 208V	3P+N+G	35-14167-xxx-HAZ	35-18167-xxx-HAZ
125V	1P+N+G	35-14075-xxx-HAZ	35-18075-xxx-HAZ
125 250V	2P+N+G	35-14076-xxx-HAZ	35-18076-xxx-HAZ
208V	2P+G	35-14162-xxx-HAZ	35-18162-xxx-HAZ
208V	3P+G	35-14163-xxx-HAZ	35-18163-xxx-HAZ
250V	2P+G	35-14072-xxx-HAZ	35-18072-xxx-HAZ
250V	3P+G	35-14073-xxx-HAZ	35-18073-xxx-HAZ
277V	1P+N+G	35-14045-xxx-HAZ	35-18045-xxx-HAZ
277 480V	3P+N+G	35-14047-xxx-HAZ	35-18047-xxx-HAZ
347 600V	3P+N+G	35-14147-xxx-HAZ	35-18147-xxx-HAZ
480V	2P+G	35-14042-xxx-HAZ	35-18042-xxx-HAZ
480V	3P+G	35-14043-xxx-HAZ	35-18043-xxx-HAZ
600V	2P+G	35-14142-xxx-HAZ	35-18142-xxx-HAZ
600V	3P+G	35-14143-xxx-HAZ	35-18143-xxx-HAZ

The xxx represents any and all device options; if no options are needed, the xxx suffix should be omitted.

Part Number Example

480V DS20 + 2 aux contacts
DS20 recept 3P+G = 35-14043-972-HAZ

480V DS20 with no options
DS20 recept 3P+G = 35-14043-HAZ

Receptacle Options	Suffix #	Inlet Options	Suffix #
With 2 Auxiliary/Pilot Contacts	Recept # - 972	With 2 Auxiliary/Pilot Contacts	Inlet # - 972
Normally Open Lid Configuration	Recept # - NO	With No Lockout Hole	Inlet # -A155

Feature Spotlight – Screw-Type Locking Pawl



Zone 2/Division 2 DS20 receptacles feature a standard screw-type locking pawl. This required feature allows the user to lock the plug to the receptacle by tightening a screw on the pawl.



For added security, a lockout hole is included on the receptacle that enables the user to insert a 5/16" lock or locking pin to prevent the plug from being disconnected or to lock the receptacle lid closed.

! See pages 235-244 for detailed information on these options


INSTALLATION ACCESSORIES – SIZE 2

Accessories rated for hazardous locations are not returnable.

HANDLES

HANDLE w/NPT		Part # Poly	Part # Metal
	1/2"	552P0N05	5K2P0N05
	3/4"	552P0N07	5K2P0N07
	1"	552P0N10	5K2P0N10
	1 1/4"	552P0N12	-


For available cord grips, see pg 168.

POLY HANDLE w/Cable Range		
	.20 - .82"	552P0D21


Cable Range	NPT	Cable Range	NPT
.312 - .625"	1/2"	.660 - 1.000"	1"
.438 - .812"	3/4"	.875 - 1.375"	1 1/4"

NPT sizes are determined by the cable diameter and third party cord grip.


BOXES

POLY ANGLE WITH METAL BOX w/NPT			
	30°	1/2"	752C3N05
	30°	3/4"	752C3N07
	30°	1"	752C3N10
	30°	1 1/4"	752C3N12

* 28.7 in³ * Interior volume with receptacle installed.

METAL ANGLE WITH METAL BOX w/NPT			
	30°	1/2"	7K2C3N05
	30°	3/4"	7K2C3N07
	30°	1"	7K2C3N10
	30°	1 1/4"	7K2C3N12


* 28.7 in³ * Interior volume with receptacle installed.



POLY ANGLE WITH LARGER METAL BOX w/NPT			
	70°	1/2"	752C7N05
	70°	3/4"	752C7N07
	70°	1"	752C7N10
	70°	1 1/4"	752C7N12
	70°	1 1/2"	752C7N15

* 75.0 in³ * Interior volume with receptacle installed.




NPT on top or bottom (if rotated). For other NPT configurations, contact customer service.

ANGLES

POLY ANGLE		
	30°	552M3

METAL ANGLE		
	0°	5K2M0
	30°	5K2M3

MISCELLANEOUS ACCESSORIES

FINGER DRAWPLATES		
	61-3A346	Set of Two (2) Recommended for easier connector closure.
PROTECTIVE INLET/PLUG CAP		
	31-1A426	For Intets/Plugs Only.
RECEPTACLE LOCKING PIN		
	LP-843	

Notes: For Zone 2 DS dimensions refer to DS dimensions on pgs 55-56.