

# DXN30 Hazardous Location Plugs & Receptacles – 30 A

Devices rated for hazardous locations are not returnable.

## cCSAus Certifications DXN30

- Max Amperage & Voltage**  
30 A, 600 VAC, 60 Hz
- Current Interruption Capability**  
For current interrupting (AC)
- Horsepower Ratings**

120V	1Ø	1 hp
240V	3Ø	5 hp
480V	3Ø	10 hp
600V	3Ø	15 hp
- Short Circuit Rating**  
25kA Close & Withstand  
Testing was performed with RK1 70 A fuse sized at 400% of the highest full load motor ampacity associated with the devices hp rating.  
Note: Consult NEC for Short Circuit limits.
- Environmental Ratings**  
IP66/IP67
- Wiring Capacity**  
Min 14 AWG Max 6 AWG  
Aux Contacts - Max 10 AWG  
\* Based on THHN wire sizes
- Applicable Standards**  
CSA C22.2 No. 182.1
- Hazardous Location Ratings**

-40°C ≤ Ta ≤ +60°C  
Ex de IIC T5 Gb Ex tb IIIC T77°C Db  
Class I Zone 1 AEx de IIC T5 Gb  
Zone 21 AEx td T77°C Db  
Class I Div 2 Gr A, B, C, D  
Class II Div 2 Gr E, F, G  
cCSAus 00.1144106X

## Receptacle (female)



Standard DXN30 lid opens to 120°

## Inlet (male)



**!** Receptacles & Inlets must be mounted to a DXN handle, angle or wall box

## North American cCSAus Configurations

Voltage	Polarity	Part # Poly	Part # Poly
120V	1P+N+G	22-34165	22-38165
125V	1P+N+G	22-34075	22-38075
208V	2P+G	22-34162	22-38162
208V	3P+G	22-34163	22-38163
208V	3P+N+G	22-34167	22-38167
250V	2P+G	22-34072	22-38072
250V	3P+G	22-34073	22-38073
250V	2P+N+G	22-34076	22-38076
277V	1P+N+G	22-34045	22-38045
480V	2P+G	22-34042	22-38042
480V	3P+G	22-34043	22-38043
480V	3P+N+G	22-34047	22-38047
600V	2P+G	22-34142	22-38142
600V	3P+G	22-34143	22-38143
600V	3P+N+G	22-34147	22-38147

Receptacle Options	Suffix #	Inlet Options	Suffix #
With 2 Auxiliary/Pilot Contacts*	Recept # - 972	With 2 Auxiliary/Pilot Contacts*	Inlet # - 972
Padlock Pawl	Recept # - 843	With No Lockout Hole	Inlet # - A155
Metal Pawl on Poly Receptacle	Recept # - 924	* Not available with 600V devices, use -972-S74 for 550 VAC.	
Closed Lid Configuration	Recept # - R		
180° Lid Opening	Recept # - 180		

## ATEX/IECEx Certifications DXN30

- Max Amperage & Voltage**  
32 A, 750 VAC, 50 Hz
- Environmental** IP66/IP67
- Ambient Temp** -40°C to +60°C
- Hazardous Location Ratings**  
ATEX/IECEx Zones 1 & 2, 21 & 22

MARECHAL ELECTRIC MAROMME  
Ex de IIC T\*Gb Ex tb IIIC T\*Db  
-40 °C ≤ TA ≤ +60 °C T5 T77 °C  
-40 °C ≤ TA ≤ +40 °C T6 T57 °C  
IECEx LCI 09.0006X / LCIE 05 ATEX 6149

See MELTRIC's International Catalog (online) for additional product information.

## Receptacle

## Inlet

### IEC/CE Configurations (ATEX/IECEx)


Voltage	Polarity	Part # Poly	Part # Poly
20 - 24 V	2P	25-3408A	25-3808A
190 - 230 V	3P+E	25-34033	25-38033
220 - 250 V	1P+N+E	25-34015	25-38015
380 - 440 V	3P+E	25-34013	25-38013
380 - 440 V	3P+N+E	25-34017	25-38017
480 - 500 V	3P+E	25-34093	25-38093
480 - 500 V	3P+N+E	25-34097	25-38097


Receptacle Options	Suffix #	Receptacle Options	Suffix #
Padlock Pawl w/shaft for 2 locks	Recept # + 843	Self-returning Lid	Recept # + R
180° Lid Opening	Recept # + 10	180° Opening & Self-returning Lid	Recept # + 18
With 2 Auxiliary/Pilot Contacts*	Recept # + 972 Inlet # + 972		

# INSTALLATION ACCESSORIES – SIZE 2


Accessories rated for hazardous locations are not returnable.

**HANDLES**


POLY HANDLE w/NPT		Part #	
	3/4"	<b>22-3A013-34</b>	For use in Class I or II Division 2 or Class 1 Zone 1 or Zone 21 depending on fitting used. Fitting manufactured by others.
	1"	<b>22-3A013-1</b>	


POLY HANDLE w/CORD GRIP w/Cable Range			
	.35 - .63"	<b>252P0CPD</b>	For use in Class I or II Division 2, Class I Zone I or Zone 21. -20°C ≤ Ta ≤ +85°C
	.51 - .71"	<b>252P0CPC</b>	
	.51 - .79"	<b>252P0DPF</b>	
	.71 - .98"	<b>252P0DPE</b>	

**ANGLES**

POLY ANGLE			
	30°	<b>22-3A027</b>	


**MISCELLANEOUS ACCESSORIES**


FINGER DRAWPLATES			
	<b>61-3A346</b>	Set of Two (2)	Recommended for cord to cord assembly applications, for easier connector closure.


PROTECTIVE INLET/PLUG CAP			
	<b>22-3A426</b>	For Inlets/Plugs Only.	

RECEPTACLE LOCKING PIN			
	<b>LP-843</b>	Requires Padlockable Pawt option (-843) on receptacle.	


**BOXES**

POLY WALL BOX w/NPT		Part #	
	30° 3/4"	<b>22-3A023-34-T</b>	NPT Thread on top. * Interior volume with receptacle installed.


POLY WALL BOX w/NPT		Part #	
	30° 3/4"	<b>22-3A023-34-B</b>	NPT Thread on bottom * Interior volume with receptacle installed.


POLY ANGLE WITH METAL BOX w/NPT w/o TERMINAL BLOCKS			
	70° 1/2"	<b>222C7N05</b>	NPT is drilled on top of metal box as standard. For NPT on side only, add an "L" suffix. To switch from top to bottom or left to right the box can be rotated. * Interior volume with receptacle installed.
	70° 3/4"	<b>222C7N07</b>	
	70° 1"	<b>222C7N10</b>	
	70° 1 1/4"	<b>222C7N12</b>	
	70° 1 1/2"	<b>222C7N15</b>	

NPT on top or bottom (if rotated). For other NPT configurations, contact customer service.


POLY WALL BOX 120x120 w/o TERMINAL BLOCKS w/CORD GRIP			
	70° 1/2" .20 - .35"	<b>222C7BPJ</b>	For use in Class I or II Division 2, Class I Zone I or Zone 21 1 hole with a poly cable gland.
	70° 1/2" .24 - .47"	<b>222C7BPA</b>	
	70° 1/2" .39 - .55"	<b>222C7BPB</b>	
	70° 3/4" .35 - .63"	<b>222C7CPD</b>	
	70° 3/4" .51 - .71"	<b>222C7CPC</b>	
	70° 1" .51 - .79"	<b>222C7DPF</b>	
	70° 1" .71 - .98"	<b>222C7DPE</b>	


**HANDLES**

POLY HANDLE w/POLY Cable Gland		Part #	
	10 - 14 mm	<b>25-3A753</b>	For use in Zones 1 & 2 Zones 21 & 22
	12 - 18 mm	<b>25-3A783</b>	
	16 - 25 mm	<b>25-3A253-32P</b>	
	22 - 32 mm	<b>25-3A253-40P</b>	


POLY HANDLE w/METAL Cable Gland			
	8 - 10 mm	<b>25-3A253-20M</b>	With Earth continuity
	12 - 14 mm	<b>25-3A253-25M</b>	
	18 - 24 mm	<b>25-3A253-32M</b>	


**ANGLES**


POLY ANGLE			
	30°	<b>25-3A027</b>	

POLY ANGLE			
	70°	<b>25-3A757</b>	For panel mounting. Not a replacement part for 70° wall box.

**BOXES**

POLY WALL BOX		Part #	
	30° 10 - 14 mm	<b>25-3AB53</b>	
	30° 12 - 18 mm	<b>25-3AB53-25P</b>	

POLY WALL BOX 120x120 w/o TERMINAL BLOCKS			
	70° 10 - 14 mm	<b>25-3AB88-20P</b>	1 hole with a poly cable gland.
	70° 12 - 18 mm	<b>25-3AB88-25P</b>	
	70° 16 - 25 mm	<b>25-3AB88-32P</b>	

POLY WALL BOX 120x120 w/10mm <sup>2</sup> TERMINAL BLOCKS			
	70° 10 - 14 mm	<b>25-3A088-20P</b>	With 2 holes (1 with a cable gland + 1 with a stopping plug), with 8+2E 10 mm <sup>2</sup> terminals blocks + 6 mm <sup>2</sup> wires, wiring 2.5 - 10 mm <sup>2</sup> . For loop in loop out wiring. -40°C ≤ Ta ≤ +60°C T5 T77°C -40°C ≤ Ta ≤ +40°C T6 T57°C
	70° 12 - 18 mm	<b>25-3A088-25P</b>	

HAZARDOUS LOCATION