

# DSN37c/DS37c Multipin Plugs & Receptacles – 7.5 A

## Ratings

- **Voltage**  
480 VAC Max/130 VDC
- **Amperage Rating**  
2 A Current Interrupting  
7.5 A Non-Current Interrupting  
! DSN37c/DS37c is capable of handling 4-20mA low current applications
- **Environmental Ratings**  
IP66/IP67 (Poly only)  
IP54/IP55 (Stainless Steel)
- **Temperature Range**  
Min -40°F/Max 140°F  
See pg 258 for temps below -15°F.
- **Wiring Capacity**  
Min 18 AWG Max 14 AWG

For DSN37c dimensions, see pgs 37-38.

## Receptacle (female)



## Inlet (male)



**!** Don't forget to add installation accessories to your order

## North American Configurations

Voltage	Polarity	Part #		Part #	
		Poly	Stainless Steel	Poly	Stainless Steel
<b>480V</b>	36P+G	63-C4003	37-C4003-SS	63-C8003	37-C8003-SS

For international configurations and ratings (IEC,CE) visit [meltric.com/international-catalog](http://meltric.com/international-catalog) or contact customer service at 800-433-7642.

## Main Options



**Padlock Pawl**



**Mushroom Pawl**



**Self-Ejecting Devices**

\* Requires straight insertion receptacle or inlet and self-ejecting plug or connector

## Receptacle Options

## Suffix #

## Inlet Options

## Suffix #

Straight Insertion	<b>Recept # - 352</b>	Self-Ejecting Plug Release	<b>Inlet # - 338</b>
Self-Ejecting Connector Release	<b>Recept # - 354</b>		
Mushroom Pawl	<b>Recept # - 375</b>		
Padlock Pawl	<b>Recept # - 843</b>		
Padlockable Mushroom Pawl	<b>Recept # - 375-843</b>		
Closed Lid Configuration	<b>Recept # - NC</b>		

Poly Devices Only


**!** See pages 235-244 for detailed information on these options

**Order Example: 480V DSN37 + mushroom pawl**  
DSN37c 32P Poly receptacle = 63-C4003-375


# INSTALLATION ACCESSORIES – SIZE 3


Unless indicated otherwise, accessories can be used with either poly or metal plugs and receptacles. Stainless steel devices should use stainless steel accessories.

**HANDLES**


POLY HANDLE w/NPT		Part # Poly
	1/2"	<b>513P0N05</b>
	3/4"	<b>513P0N07</b>
	1"	<b>513P0N10</b>
	1 1/4"	<b>513P0N12</b>


For available cord grips, see page 167.

POLY HANDLE w/CORD GRIP	Cable Range	Part #
	.520 - .680"	<b>713P0CP5</b>
	.680 - .980"	<b>713P0DP4</b>
	.980 - 1.260"	<b>713P0EP4</b>

STAINLESS STEEL HANDLE w/NPT		Part #
	3/4"	<b>7X3P0N07</b>
	1"	<b>7X3P0N10</b>
For Stainless Steel devices only.	1 1/4"	<b>7X3P0N12</b>



POLY HANDLE		Part #
	.39 - 1.18"	<b>513P0D30</b>


POLY HANDLE w/BUILT IN DRAW GRIPS		Part #
	.39 - 1.18"	<b>513P0D30473</b>
Makes connector closures easier.		


POLY HANDLE w/CLAMP & BUSHING		Part #
	.750 - .875"	<b>713P0S14</b>
	.875 - 1.000"	<b>713P0S16</b>
	1.000 - 1.125"	<b>713P0S18</b>
	1.125 - 1.250"	<b>713P0S20</b>
	1.250 - 1.375"	<b>713P0S22</b>

**ANGLES**

POLY ANGLE				
	30°	<b>513M3</b>		70° <b>513M7</b> Panel mounting only.

METAL ANGLE		Part #
	0°	<b>593M0</b>
	30°	<b>593M3</b>

	FS/FD Box 30°	<b>793M3FS</b>	* Base measures approximately 4.2" x 2.7". Due to the variation in sizes of FS boxes, please verify that your FS box matches our dimensions, if not call Customer Service for other solutions.
---	---------------	----------------	--


	70°	<b>593M7</b>
---	-----	--------------

STAINLESS STEEL ANGLE		Part #
	30°	<b>7X3M3</b> For Stainless Steel devices only.


**BOXES**

POLY CONDUIT ENTRY w/NPT			Part #	
	30°	1/2"	<b>513B3N05</b>	For poly devices only
	30°	3/4"	<b>513B3N07</b>	
	* 8.5 in <sup>3</sup>	30°	1"	<b>513B3N10</b> * Interior volume with receptacle installed.

POLY WALL BOX w/ANGLE			Part #	
	70°		<b>513C7000</b>	70° poly boxes are not drilled. Contact Customer Service if factory drilled is required.
* 179.41 in <sup>3</sup>				* Interior volume with receptacle installed.
		Ground Bar	<b>51AA089</b>	

POLY ANGLE WITH METAL BOX w/NPT			Part #	
	70°	1/2"	<b>713C7N05</b>	
	70°	3/4"	<b>713C7N07</b>	
	70°	1"	<b>713C7N10</b>	* Interior volume with receptacle installed.
* 74.6 in <sup>3</sup>	70°	1 1/4"	<b>713C7N12</b>	
	70°	1 1/2"	<b>713C7N15</b>	

METAL BOX w/NPT			Part #	
	0°	1/2"	<b>7T1F0N05</b>	
	0°	3/4"	<b>7T1F0N07</b>	
	0°	1"	<b>7T1F0N10</b>	
	0°	1 1/4"	<b>7T1F0N12</b>	


POLY ANGLE WITH METAL BOX w/NPT			Part #	
	30°	1/2"	<b>713C3N05</b>	For metal angle, replace "71" prefix with "79".
	30°	3/4"	<b>713C3N07</b>	
	30°	1"	<b>713C3N10</b>	
* 30.2 in <sup>3</sup>	30°	1 1/4"	<b>713C3N12</b>	* Interior volume with receptacle installed.

STAINLESS STEEL BOX w/NPT			Part #	
	0°	1"	<b>7X1F0N10</b>	For Stainless Steel devices only.

STAINLESS STEEL ANGLE W/STAINLESS STEEL BOX w/NPT			Part #	
	30°	1"	<b>7X3C3N10</b>	For Stainless Steel devices only.

**MISCELLANEOUS ACCESSORIES**

FINGER DRAWPLATES		Part #	
		<b>61-6A346</b>	Set of Two (2) Recommended for cord to cord assembly applications, for easier connector closure.

PROTECTIVE INLET/PLUG CAP		Part #	
		<b>61-6A426</b>	For Inlets/Plugs Only.

PADLOCKABLE INLET/PLUG CAP		Part #	
		<b>61-6A826</b>	For Inlets/Plugs Only.

MULTI-CONTACT REMOVAL TOOL		Part #
		<b>61-CA593</b>

CRIMPER TOOL (GREENLEE OR EQUAL)		Part #
		<b>4CN30</b>

EUROPEAN CRIMPING TOOL		Part #
		<b>61-CA500</b>

