

DSN12c Multipin Plugs & Receptacles – 7.5 A

Ratings

- **Voltage**
DSN12c
480 VAC Max/130 VDC
- **Amperage Rating**
2 A Current Interrupting
7.5 A Non-Current Interrupting
! DSN12c is capable of handling 4-20mA low current applications
- **Environmental Ratings**
IP66/IP67/IP69
- **Temperature Range**
Min -40°F/Max 140°F
See pg 258 for temps below -15°F.
- **Wiring Capacity**
Min 18 AWG Max 14 AWG

Receptacle (female)



Inlet (male)



! Don't forget to add installation accessories to your order

North American Configurations

Voltage	Polarity	Part # Poly	Part # Poly
480V	11P+G	63-A4001	63-A8001

Main Options



Padlock Pawl



Mushroom Pawl



Self-Ejecting Devices

Receptacle Options

Suffix

Inlet Options

Suffix

Straight Insertion	Recept # - 352+	Self-Ejecting Plug Release	Inlet # - 338
Self-Ejecting Connector Release	Recept # - 354		
Mushroom Pawl	Recept # - 375		
Padlock Pawl	Recept # - 843		
Padlockable Mushroom Pawl	Recept # - 375-843		
Closed Lid Configuration	Recept # - NC		



Notes: + Required for use with Self-Ejecting Plug Release option.

! See pages 235-244 for detailed information on these options


Order Example: 480V DSN12c + mushroom pawl
DSN12c 11P+G Receptacle = 63-A4001-375


INSTALLATION ACCESSORIES – SIZE 1


HANDLES

HANDLE w/NPT		Part # Poly	Part # Metal
	1/2"	511P0N05	791P0N05L
	3/4"	511P0N07	791P0N07L
	1"	511P0N10	791P0N10L


For available cord grips, see page 167.

POLY HANDLE w/CORD GRIP	Cable Range	Part #
	.350 - .520"	711P0BP6
	.520 - .680"	711P0CP5
	.680 - .980"	711P0DP4


METAL HANDLE w/CORD GRIP	Cable Range	Part #
	.438 - .500"	791P0BS3L
	.500 - .562"	791P0BS4L
	.562 - .625"	791P0CS1L
	.625 - .750"	791P0CS4L

POLY HANDLE	Cable Range	Part #
	.35 - .70"	511P0D18


POLY EXTENDED HANDLE	Cable Range	Part #
	.20 - .83"	511P0D21


POLY ANGLED HANDLE	Cable Range	Part #
	.35 - .70"	511P6D18

ANGLES

POLY ANGLE			
	MB Box 30°	511M3	
	70°	511M7	Panel mounting only.

METAL ANGLE			
	0°	591M0	

POLY ANGLE			
	FS/FD Box 30°	791M3FS	* Base measures approximately 4.2" x 2.7". Due to the variation in sizes of FS boxes, please verify that your FS box matches our dimensions, if not call Customer Service for other solutions.
	45°	591M4	

POLY ANGLE			
	45°	591M4	

BOXES

POLY CONDUIT ENTRY w/NPT				Part #
	30°	1/2"		511B3N05
	30°	3/4"		511B3N07


* 6.7 in³

* Interior volume with receptacle installed.


POLY WALL BOX w/ANGLE				
	70°			511C7000

* 82.0 in³

70° poly boxes are not drilled. Contact Customer Service if factory drilled is required.

GROUND BAR				
		Ground Bar		51AA089


* Interior volume with receptacle installed.

POLY ANGLE WITH METAL BOX w/NPT				
	70°	1/2"		711C7N05
	70°	3/4"		711C7N07
	70°	1"		711C7N10
	70°	1 1/4"		711C7N12
	70°	1 1/2"		711C7N15

* 74.6 in³

* Interior volume with receptacle installed.

METAL BOX w/NPT				
	0°	1/2"		7T1F0N05
	0°	3/4"		7T1F0N07
	0°	1"		7T1F0N10
	0°	1 1/4"		7T1F0N12


POLY ANGLE WITH METAL BOX w/NPT				
	30°	1/2"		711C3N05
	30°	3/4"		711C3N07
	30°	1"		711C3N10
	30°	1 1/4"		711C3N12

* 29.8 in³

* Interior volume with receptacle installed.

NPT on top or bottom (if rotated). For other NPT configurations, contact Customer Service.

MISCELLANEOUS ACCESSORIES

FINGER DRAWPLATES		
	61-1A346	Set of Two (2) Recommended for cord to cord assembly applications, for easier connector closure.


PROTECTIVE INLET/PLUG CAP		
	61-1A426	For Inlets/Plugs Only.

PADLOCKABLE INLET/PLUG CAP		
	61-1A826	For Inlets/Plugs Only.

MULTI-CONTACT REMOVAL TOOL		
	61-CA593	

CRIMPER TOOL (GREENLEE OR EQUAL)		
	4CN30	

EUROPEAN CRIMPING TOOL		
	61-CA500	

RECEPTACLE LOCKING PIN		
	LP-843	Requires Padlockable Pawl option (-843) on receptacle.

MULTIPIN