

DR150 Standard Duty Plugs & Receptacles – 150 A

UL/CSA Ratings

- **Max Amperage & Voltage**
150 A, 600 VAC
- **Current Interruption Capability**
For current interrupting up to 250 VAC
For Switch-Rated devices, see DS & DSN sections.
- **Short Circuit Rating**
65kA
Testing was performed with RK1 current limiting fuses sized at least 100% of the devices ampacity rating.
- **Environmental Ratings**
Type 4X (Poly Standard)
Type 3R (Metal Standard)
Type 4X (Metal Optional)
- **Temperature Range**
Min -40°F / Max 140°F
See pg 258 for temps below -15°F.
- **Wiring Capacity**
Min 4 AWG Max 2/0 AWG
Aux Contacts - Max 14 AWG
Based on THHN wire sizes
- **Certifications**
UL 1682, CSA 182.1

Receptacle (female)

Inlet (male)



North American UL/CSA Configurations

Voltage	Polarity	Part #		Part #	
		Poly	Metal	Poly	Metal
120V	1P+N+G	31-94235-K16	39-94235-K16	31-98235-K16	39-98235-K16
120 208V	3P+N+G	31-94237-K16	39-94237-K16	31-98237-K16	39-98237-K16
125V	1P+N+G	31-94175-K07	39-94175-K07	31-98175-K07	39-98175-K07
125 250V	2P+N+G	31-94176-K07	39-94176-K07	31-98176-K07	39-98176-K07
208V	2P+G	31-94232-K16	39-94232-K16	31-98232-K16	39-98232-K16
208V	3P+G	31-94233-K16	39-94233-K16	31-98233-K16	39-98233-K16
250V	2P+G	31-94172-K07	39-94172-K07	31-98172-K07	39-98172-K07
250V	3P+G	31-94173-K07	39-94173-K07	31-98173-K07	39-98173-K07
277V	1P+N+G	31-94245-K04	39-94245-K04	31-98245-K04	39-98245-K04
277 480V	3P+N+G	31-94247-K04	39-94247-K04	31-98247-K04	39-98247-K04
347 600V	3P+N+G	31-94187-K14	39-94187-K14	31-98187-K14	39-98187-K14
480V	2P+G	31-94242-K04	39-94242-K04	31-98242-K04	39-98242-K04
480V	3P+G	31-94243-K04	39-94243-K04	31-98243-K04	39-98243-K04
600V	2P+G	31-94182-K14	39-94182-K14	31-98182-K14	39-98182-K14
600V	3P+G	31-94183-K14	39-94183-K14	31-98183-K14	39-98183-K14

For international configurations and ratings (IEC, CE) visit meltric.com/international-catalog or contact customer service at 800-433-7642.

Main Options



Receptacle Options

Suffix

Inlet Options

Suffix

With 2 Auxiliary/Pilot Contacts	Recept # - 262	With 2 Auxiliary/Pilot Contacts	Inlet # - 262
With 3 Auxiliary/Pilot Contacts	Recept # - 263	With 3 Auxiliary/Pilot Contacts	Inlet # - 263
With 4 Auxiliary/Pilot Contacts	Recept # - 264	With 4 Auxiliary/Pilot Contacts	Inlet # - 264
With 5 Auxiliary/Pilot Contacts	Recept # - 975	With 5 Auxiliary/Pilot Contacts	Inlet # - 975
With 6 Auxiliary/Pilot Contacts	Recept # - 976	With 6 Auxiliary/Pilot Contacts	Inlet # - 976
Type 4X & Closed Lid Configuration	Recept # - 4X ⁱ	Type 4X Watertightness	Inlet # - 4X ⁱ
Mushroom Pawl	Recept # - 375	With No Lockout Hole	Inlet # - A155
Padlock Pawl	Recept # - 843	For Auxiliary Switch	Inlet # - NNF*
Padlockable Mushroom Pawl	Recept # - 375-843		
Screw-Type Locking Pawl	Recept # - 845		
Metal Pawl (on poly receptacle)	Recept # - 824		
180° Opening Lid	Recept # - 180++ ⁱ		
Closed Lid Configuration	Recept # - NC		
With Auxiliary Switch	Recept # - 270+		

Notes: * Order inlet with P+N+G configuration and receptacle with P+G configuration.
ⁱ Metal devices only.

See pages 235-244 for detailed information on these options






Notes: + Not UL/CSA listed.
++ Required when mating to rigid mounted male inlet.
ⁱ Metal devices only.

Order Example: 480V DR150 + 2 auxiliary contacts
DR150 Poly inlet 3P+G = 31-98243-K04-972

INSTALLATION ACCESSORIES – SIZE 5




Unless indicated otherwise, accessories can be used with either poly or metal plugs and receptacles.





HANDLES

HANDLE w/NPT	Part # Poly	Part # Metal
 3/4"	515P0N07	595P0N07
 1"	515P0N10	595P0N10
 1 1/4"	515P0N12	595P0N12
 1 1/2"	515P0N15	595P0N15
 2"	515P0N20	595P0N20

For metal devices only







For available cord grips, see page 167.

POLY HANDLE w/CORD GRIP	Cable Range	Part #
	.980 - 1.260"	715P0EP4
	1.260 - 1.560"	715P0FP1
	1.520 - 1.860"	715P0GP2

METAL HANDLE w/CORD GRIP	Part #
	795P0FS1
	795P0FS2*
	795P0FS3*
	795P0GS1

For metal devices only





*May require stripping of cable jacket.

METAL OVERSIZED HANDLE w/NPT	Part #
	795P0N07
	795P0N10
	795P0N12
	795P0N15
	795P0N20
	795P0N25






For metal devices only

For available cord grips, see page 167.

SANTOPRENE HANDLE	Part #
	555P0D25
	555P0D35
	555P0D45





POLY HANDLE w/CLAMP & BUSHING	Part #
	715P0S22
	715P0S25
	715P0S27
	715P0S29

ANGLES





POLY ANGLE	Part #
 30°	515M3
METAL ANGLE	Part #
 0°	595M0
 30°	595M3
 Oversized 30°	795M3
 70°	595M7

Mounts on oversize metal box only. Order with 7T6F-0N25XL. See pg 109.



BOXES

POLY ANGLE WITH METAL BOX w/NPT	Part #
 30° 1 1/4"	715C3N12
 30° 1 1/2"	715C3N15
 30° 2"	715C3N20
 30° 2 1/2"	715C3N25

* Interior volume with receptacle installed.

METAL ANGLE WITH METAL BOX w/NPT	Part #
 30° 1 1/4"	795C3N12
 30° 1 1/2"	795C3N15
 30° 2"	795C3N20
 30° 2 1/2"	795C3N25

* Interior volume with receptacle installed.

METAL BOX w/NPT	Part #
 0° 1 1/4"	7T5F0N12
 0° 1 1/2"	7T5F0N15
 0° 2"	7T5F0N20
 0° 2 1/2"	7T5F0N25

NPT on top or bottom (if rotated). For other NPT configurations, contact Customer Service.

MISCELLANEOUS ACCESSORIES

PROTECTIVE INLET/PLUG CAP	Part #	Description
	31-9A426	For Inlets/Plugs Only. Covers lockout hole for watertight seal on inlet. Consult Customer Service for availability.

PADLOCKABLE INLET/PLUG CAP	Part #	Description
	DS9MC	Aluminum – For Inlets/Plugs Only. -A155 suffix required to maintain water ingress protection.

CORD GRIP with MESH	Part #
	see pg 167

EASY RETROFIT ADAPTER PLATES	Part #	Description
	see pg 164	Mount to existing boxes.

RECEPTACLE LOCKING PIN	Part #	Description
	LP-843	Requires Padlockable Pawl option (-843) on receptacle.